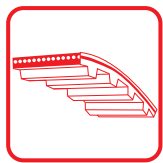


We make it *possible*



TIMING BELT

*References List  
for industry*



# THE HUTCHINSON TIMING BELT



## RUBBER TIMING BELT

The main function of timing belts is to guarantee perfect synchronous speeds between pulleys.

This function also allows them to be used to accurately position linear movement mechanisms.

Additionally with specific profiles and materials, they can be used to reduce hubloads in power transmission applications.

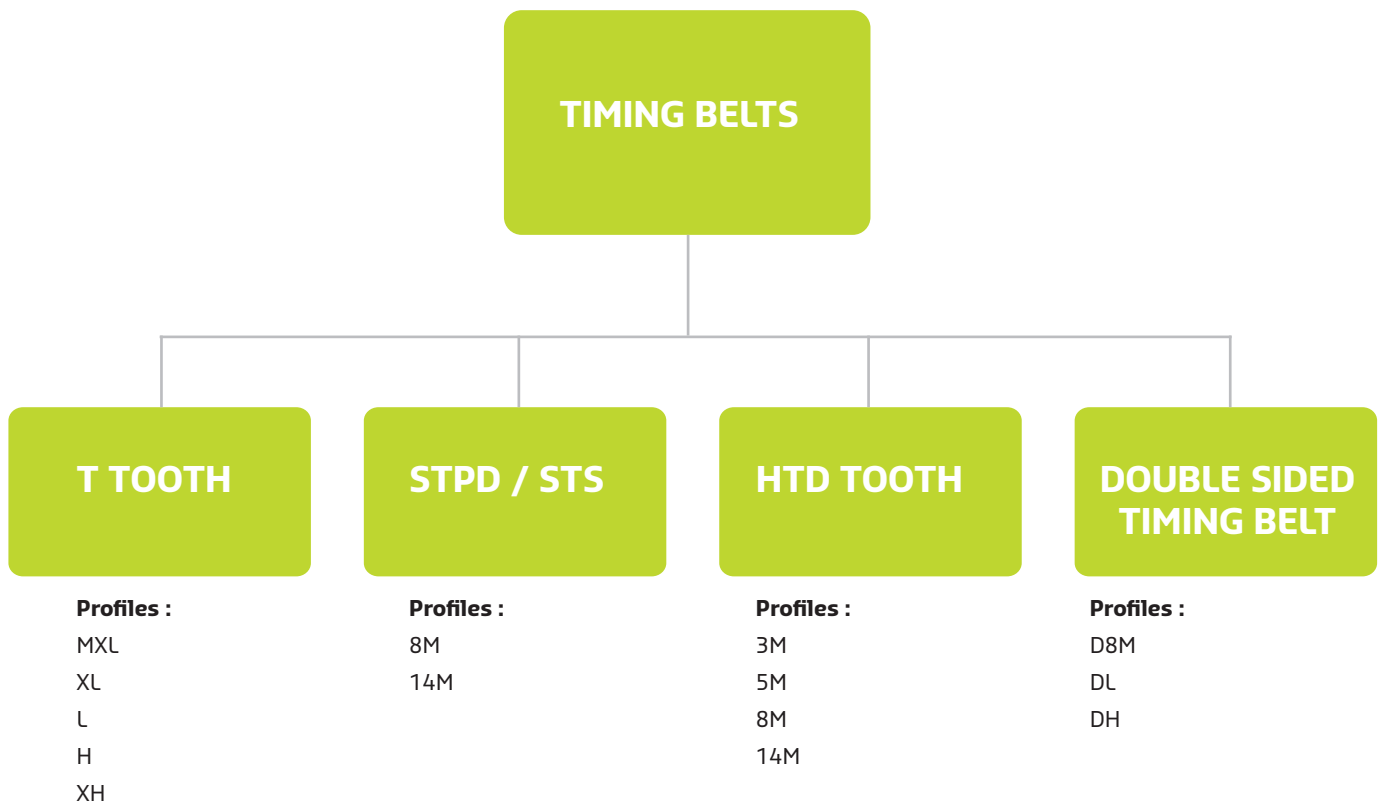
Rubber timing belts are available in both single and double sided versions.

The following profiles are available from HUTCHINSON :

- ❑ T TOOTH
- ❑ STPD/STS TOOTH
- ❑ HTD TOOTH
- ❑ DOUBLE SIDED TIMING BELT



# THE HUTCHINSON TIMING BELT



**Standard production is made of chloroprene and glass fiber cord.**

Non exhaustive list.

Please consult us for any other Rubber Timing Belts : XXH - 2M - DXL - D14M - D5M



# RUBBER TIMING BELTS T TOOTH

## Features



**Tooth type** .....MXL 012  
**Tooth Pitch**.....2,032 mm  
**Width**.....3,05 mm

MXL 012		
Part Number	Pitch Length mm	Number of Teeth
360MXL012	91,44	45
432MXL012	109,73	54
440MXL012	111,76	55
448MXL012	113,79	56
456MXL012	115,82	57
464MXL012	117,86	58
480MXL012	121,92	60
488MXL012	123,95	61
536MXL012	136,14	67
544MXL012	138,18	68
560MXL012	142,24	70
568MXL012	144,27	71
576MXL012	146,30	72
600MXL012	152,40	75
608MXL012	154,43	76
632MXL012	160,53	79
640MXL012	162,56	80
656MXL012	166,62	82
664MXL012	168,66	83
672MXL012	170,69	84
680MXL012	172,72	85
704MXL012	178,82	88
720MXL012	182,88	90
736MXL012	186,94	92
752MXL012	191,01	94
760MXL012	193,04	95
776MXL012	197,10	97
800MXL012	203,20	100
808MXL012	205,23	101
816MXL012	207,26	102
824MXL012	209,30	103
840MXL012	213,36	105
848MXL012	215,39	106
856MXL012	217,42	107
864MXL012	219,46	108
880MXL012	223,52	110
896MXL012	227,58	112
904MXL012	229,62	113

MXL 012		
Part Number	Pitch Length mm	Number of Teeth
912MXL012	231,65	114
920MXL012	233,68	115
960MXL012	243,84	120
976MXL012	247,90	122
984MXL012	249,94	123
1000MXL012	254,00	125
1008MXL012	256,03	126
1040MXL012	264,16	130
1056MXL012	268,22	132
1072MXL012	272,29	134
1080MXL012	274,32	135
1112MXL012	282,45	139
1120MXL012	284,48	140
1136MXL012	288,54	142
1160MXL012	294,64	145
1184MXL012	300,74	148
1200MXL012	304,80	150
1224MXL012	310,90	153
1264MXL012	321,06	158
1280MXL012	325,12	160
1320MXL012	335,28	165
1360MXL012	345,44	170
1400MXL012	355,60	175
1440MXL012	365,76	180
1472MXL012	373,89	184
1520MXL012	386,08	190
1560MXL012	396,24	195
1600MXL012	406,40	200
1768MXL012	449,07	221
1800MXL012	457,20	225
1888MXL012	479,55	236
1960MXL012	497,84	245
2000MXL012	508,00	250
2048MXL012	520,19	256
2080MXL012	528,32	260
2120MXL012	538,48	265
2240MXL012	568,96	280
2400MXL012	605,54	300
2480MXL012	629,92	310
2540MXL012	645,16	318
2656MXL012	674,62	332
2776MXL012	705,10	347
2896MXL012	735,58	362
2976MXL012	755,90	372
3200MXL012	812,80	400
3584MXL012	910,34	448
3624MXL012	920,50	453
3704MXL012	940,82	463
3984MXL012	1011,94	498
4032MXL012	1024,13	504

**Recommendations for ordering - please ask :**  
**MOQ : equivalent of 1 sleeve = width 200 mm above 1200MXL**  
**= width 450 mm**

Timing 360MXL012

360 = pitch length (3,6 inch x 25,4 = 91,44 mm)

MXL = Tooth Type

012 = belt width (0,12 x 25,4 = 3,05 mm)

Non exhaustive list.  
 Consult us for any other reference.



# RUBBER TIMING BELTS T TOOTH

## Features



**Tooth type** .....MXL 019  
**Tooth Pitch**.....2,032 mm  
**Width**.....4,83 mm

MXL 019		
Part Number	Pitch Length mm	Number of Teeth
360MXL019	91,44	45
432MXL019	109,73	54
440MXL019	111,76	55
448MXL019	113,79	56
456MXL019	115,82	57
464MXL019	117,86	58
480MXL019	121,92	60
488MXL019	123,95	61
536MXL019	136,14	67
544MXL019	138,18	68
560MXL019	142,24	70
568MXL019	144,27	71
576MXL019	146,30	72
600MXL019	152,40	75
608MXL019	154,43	76
632MXL019	160,53	79
640MXL019	162,56	80
656MXL019	166,62	82
664MXL019	168,66	83
672MXL019	170,69	84
680MXL019	172,72	85
704MXL019	178,82	88
720MXL019	182,88	90
736MXL019	186,94	92
752MXL019	191,01	94
760MXL019	193,04	95
776MXL019	197,10	97
800MXL019	203,20	100
808MXL019	205,23	101
816MXL019	207,26	102
824MXL019	209,30	103
840MXL019	213,36	105
848MXL019	215,39	106
856MXL019	217,42	107
864MXL019	219,46	108
880MXL019	223,52	110
896MXL019	227,58	112
904MXL019	229,62	113

MXL 019		
Part Number	Pitch Length mm	Number of Teeth
912MXL019	231,65	114
920MXL019	233,68	115
960MXL019	243,84	120
976MXL019	247,90	122
984MXL019	249,94	123
1000MXL019	254,00	125
1008MXL019	256,03	126
1040MXL019	264,16	130
1056MXL019	268,22	132
1072MXL019	272,29	134
1080MXL019	274,32	135
1112MXL019	282,45	139
1120MXL019	284,48	140
1136MXL019	288,54	142
1160MXL019	294,64	145
1184MXL019	300,74	148
1200MXL019	304,80	150
1224MXL019	310,90	153
1264MXL019	321,06	158
1280MXL019	325,12	160
1320MXL019	335,28	165
1360MXL019	345,44	170
1400MXL019	355,60	175
1440MXL019	365,76	180
1472MXL019	373,89	184
1520MXL019	386,08	190
1560MXL019	396,24	195
1600MXL019	406,40	200
1768MXL019	449,07	221
1800MXL019	457,20	225
1888MXL019	479,55	236
1960MXL019	497,34	245
2000MXL019	508,00	250
2048MXL019	520,19	256
2080MXL019	528,32	260
2120MXL019	538,48	265
2240MXL019	568,96	280
2400MXL019	605,54	300
2480MXL019	629,92	310
2540MXL019	646,16	318
2656MXL019	674,62	332
2776MXL019	705,10	347
2896MXL019	735,58	362
2976MXL019	755,9	372
3200MXL019	812,80	400
3584MXL019	910,34	448
3624MXL019	920,50	453
3704MXL019	940,82	463
3984MXL019	1011,94	498
4032MXL019	1024,13	504

**Recommendations for ordering - please ask :**  
**MOQ : equivalent of 1 sleeve = width 200 mm above 1200MXL**  
**= width 450 mm**

Timing 360MXL019

360 = pitch length (3,6 inch x 25,4 = 91,44 mm)

MXL = Tooth Type

019 = belt width (0,19 x 25,4 = 4,83 mm)

Non exhaustive list.  
 Consult us for any other reference.



# RUBBER TIMING BELTS T TOOTH

## Features



**Tooth type** .....MXL 025  
**Tooth Pitch**.....2,032 mm  
**Width**.....6,35 mm

### MXL 025

Part Number	Pitch Length mm	Number of Teeth
360MXL025	91,44	45
432MXL025	109,73	54
440MXL025	111,76	55
448MXL025	113,79	56
456MXL025	115,82	57
464MXL025	117,86	58
480MXL025	121,92	60
488MXL025	123,95	61
536MXL025	136,14	67
544MXL025	138,18	68
560MXL025	142,24	70
568MXL025	144,27	71
576MXL025	146,30	72
600MXL025	152,40	75
608MXL025	154,43	76
632MXL025	160,53	79
640MXL025	162,56	80
656MXL025	166,62	82
664MXL025	168,66	83
672MXL025	170,69	84
680MXL025	172,72	85
704MXL025	178,82	88
720MXL025	182,88	90
736MXL025	186,94	92
752MXL025	191,01	94
760MXL025	193,04	95
776MXL025	197,10	97
800MXL025	203,20	100
808MXL025	205,23	101
816MXL025	207,26	102
824MXL025	209,30	103
840MXL025	213,36	105
848MXL025	215,39	106
856MXL025	217,42	107
864MXL025	219,46	108
880MXL025	223,52	110
896MXL025	227,58	112
904MXL025	229,62	113

### MXL 025

Part Number	Pitch Length mm	Number of Teeth
912MXL025	231,65	114
920MXL025	233,68	115
960MXL025	243,84	120
976MXL025	247,90	122
984MXL025	249,94	123
1000MXL025	254,00	125
1008MXK025	256,03	126
1040MXL025	264,16	130
1056MXL025	268,22	132
1072MXL025	272,29	134
1080MXL025	274,32	135
1112MXL025	282,45	139
1120MXL025	284,48	140
1136MXL025	288,54	142
1160MXL025	294,64	145
1184MXL025	300,74	148
1200MXL025	304,80	150
1224MXL025	310,90	153
1264MXL025	321,06	158
1280MXL025	325,12	160
1320MXL025	335,28	165
1360MXL025	345,44	170
1400MXL025	355,60	175
1440MXL025	365,76	180
1472MXL025	373,89	184
1520MXL025	386,08	190
1560MXL025	396,24	195
1600MXL025	406,40	200
1768MXL025	449,07	221
1800MXL025	457,20	225
1888MXL025	479,55	236
1960MXL025	497,34	245
2000MXL025	508,00	250
2048MXL025	520,19	256
2080MXL025	528,32	260
2120MXL025	538,48	265
2240MXL025	568,96	280
2400MXL025	605,54	300
2480MXL025	629,92	310
2540MXL025	646,16	318
2656MXL025	674,62	332
2776MXL025	705,10	347
2896MXL025	735,58	362
2976MXL025	755,90	372
3200MXL025	812,80	400
3584MXL025	910,34	448
3624MXL025	920,50	453
3704MXL025	940,82	463
3984MXL025	1011,94	498
4032MXL025	1024,13	504

**Recommendations for ordering - please ask :**  
**MOQ : equivalent of 1 sleeve = width 200 mm above 1200MXL**  
**= width 450 mm**

Timing 360MXL025

360 = pitch length (3,6 inch x 25,4 = 91,44 mm)

MXL = Tooth Type

0,25 = belt width (0,25 x 25,4 = 6,35 mm)

Non exhaustive list.  
 Consult us for any other reference.



# RUBBER TIMING BELTS T TOOTH

## Features



**Tooth type** .....XL 025  
**Tooth Pitch**.....5,080 mm  
**Width**.....6,35 mm

XL 025		
Part Number	Pitch Length mm	Number of Teeth
60XL025	152,40	30
70XL025	177,80	35
80XL025	203,20	40
86XL025	218,44	43
88XL025	223,52	44
90XL025	228,60	45
92XL025	233,68	46
94XL025	238,76	47
96XL025	243,84	48
98XL025	248,92	49
100XL025	254,00	50
102XL025	259,08	51
106XL025	269,24	53
108XL025	274,32	54
110XL025	279,40	55
112XL025	284,48	56
116XL025	294,64	58
118XL025	299,72	59
120XL025	304,80	60
124XL025	314,96	62
126XL025	320,04	63
128XL025	325,12	64
130XL025	330,20	65
134XL025	340,36	67
136XL025	345,44	68
138XL025	350,52	69
140XL025	355,60	70
142XL025	360,68	71
148XL025	375,92	74
150XL025	381,00	75
156XL025	396,24	78
160XL025	406,40	80
162XL025	411,48	81
166XL025	421,64	83
168XL025	426,72	84
170XL025	431,80	85
174XL025	441,96	87
178XL025	452,12	89

Non exhaustive list.  
 Consult us for any other reference.

XL 025		
Part Number	Pitch Length mm	Number of Teeth
180XL025	457,20	90
182XL025	462,28	91
184XL025	467,36	92
188XL025	477,52	94
190XL025	482,60	95
192XL025	487,68	96
194XL025	492,76	97
196XL025	497,84	98
200XL025	508,00	100
210XL025	533,40	105
220XL025	558,80	110
230XL025	584,20	115
240XL025	609,60	120
244XL025	619,76	122
248XL025	629,92	124
250XL025	635,00	125
260XL025	660,40	130
270XL025	685,80	135
274XL025	695,96	137
280XL025	711,20	140
286XL025	726,44	143
290XL025	736,60	145
296XL025	751,84	148
300XL025	762,00	150
306XL025	777,24	153
310XL025	787,40	155
316XL025	802,64	158
320XL025	812,80	160
322XL025	817,88	161
330XL025	838,20	165
340XL025	863,60	170
344XL025	873,76	172
350XL025	889,00	175
360XL025	914,40	180
380XL025	965,20	190
384XL025	975,36	192
390XL025	990,60	195
392XL025	995,68	196
396XL025	1005,84	198
412XL025	1046,48	206
414XL025	1051,56	207
432XL025	1097,28	216
434XL025	1102,36	217
438XL025	1112,52	219
460XL025	1168,40	230
490XL025	1244,60	245
510XL025	1295,40	255
560XL025	1422,40	280
592XL025	1503,68	296
630XL025	1600,20	315

**Recommendations for ordering - please ask :**  
**MOQ : equivalent of 1 sleeve = width 200 mm above 100XL = width 450 mm**

Timing 60XL025

60 = pitch length (6,0 inch x 25,4 = 152,40 mm)

XL = Tooth Type

025 = belt width (0,25 x 25,4 = 6,35 mm)



# RUBBER TIMING BELTS T TOOTH

## Features



**Tooth type** .....XL 031  
**Tooth Pitch**.....5,080 mm  
**Width**.....7,87 mm

XL 031		
Part Number	Pitch Length mm	Number of Teeth
60XL031	152,40	30
70XL031	177,80	35
80XL031	203,20	40
86XL031	218,44	43
88XL031	223,52	44
90XL031	228,60	45
92XL031	233,68	46
94XL031	238,76	47
96XL031	243,84	48
98XL031	248,92	49
100XL031	254,00	50
102XL031	259,08	51
106XL031	269,24	53
108XL031	274,32	54
110XL031	279,40	55
112XL031	284,48	56
116XL031	294,64	58
118XL031	299,72	59
120XL031	304,80	60
124XL031	314,96	62
126XL031	320,04	63
128XL031	325,12	64
130XL031	330,20	65
134XL031	340,36	67
136XL031	345,44	68
138XL031	350,52	69
140XL031	355,60	70
142XL031	360,68	71
148XL031	375,92	74
150XL031	381,00	75
156XL031	396,24	78
160XL031	406,40	80
162XL031	411,48	81
166XL031	421,64	83
168XL031	426,72	84
170XL031	431,80	85
174XL031	441,96	87
178XL031	452,12	89

Non exhaustive list.  
 Consult us for any other reference.

XL 031		
Part Number	Pitch Length mm	Number of Teeth
180XL031	457,20	90
182XL031	462,28	91
184XL031	467,36	92
188XL031	477,52	94
190XL031	482,60	95
192XL031	487,68	96
194XL031	492,76	97
196XL031	497,84	98
200XL031	508,00	100
210XL031	533,40	105
220XL031	558,80	110
230XL031	584,20	115
240XL031	609,60	120
244XL031	619,76	122
248XL031	629,92	124
250XL031	635,00	125
260XL031	660,40	130
270XL031	685,80	135
274XL031	695,96	137
280XL031	711,20	140
286XL031	726,44	143
290XL031	736,60	145
296XL031	751,84	148
300XL031	762,00	150
306XL031	777,24	153
310XL031	787,40	155
316XL031	802,64	158
320XL031	812,80	160
322XL031	817,88	161
330XL031	838,20	165
340XL031	863,60	170
344XL031	873,76	172
350XL031	889,00	175
360XL031	914,40	180
380XL031	965,20	190
384XL031	975,36	192
390XL031	990,60	195
392XL031	995,68	196
396XL031	1005,84	198
412XL031	1046,48	206
414XL031	1051,56	207
432XL031	1097,28	216
434XL031	1102,36	217
438XL031	1112,52	219
460XL031	1168,40	230
490XL031	1244,60	245
510XL031	1295,40	255
560XL031	1422,40	280
592XL031	1503,68	296
630XL031	1600,20	315

**Recommendations for ordering - please ask :**  
**MOQ : equivalent of 1 sleeve = width 200 mm above 100XL = width 450 mm**

Timing 60XL031

60 = pitch length (6,0 inch x 25,4 = 152,40 mm)

XL = Tooth Type

031 = belt width (0,31 x 25,4 = 7,87 mm)





# RUBBER TIMING BELTS T TOOTH

## Features



**Tooth type** .....XL 037  
**Tooth Pitch**.....5,080 mm  
**Width**.....9,40 mm

XL 037		
Part Number	Pitch Length mm	Number of Teeth
60XL037	152,40	30
70XL037	177,80	35
80XL037	203,20	40
86XL037	218,44	43
88XL037	223,52	44
90XL037	228,60	45
92XL037	233,68	46
94XL037	238,76	47
96XL037	243,84	48
98XL037	248,92	49
100XL037	254,00	50
102XL037	259,08	51
106XL037	269,24	53
108XL037	274,32	54
110XL037	279,40	55
112XL037	284,48	56
116XL037	294,64	58
118XL037	299,72	59
120XL037	304,80	60
124XL037	314,96	62
126XL037	320,04	63
128XL037	325,12	64
130XL037	330,20	65
134XL037	340,36	67
136XL037	345,44	68
138XL037	350,52	69
140XL037	355,60	70
142XL037	360,68	71
148XL037	375,92	74
150XL037	381,00	75
156XL037	396,24	78
160XL037	406,40	80
162XL037	411,48	81
166XL037	421,64	83
168XL037	426,72	84
170XL037	431,80	85
174XL037	441,96	87
178XL037	452,12	89

XL 037		
Part Number	Pitch Length mm	Number of Teeth
180XL037	457,20	90
182XL037	462,28	91
184XL037	467,36	92
188XL037	477,52	94
190XL037	482,60	95
192XL037	487,68	96
194XL037	492,76	97
196XL037	497,84	98
200XL037	508,00	100
210XL037	533,40	105
220XL037	558,80	110
230XL037	584,20	115
240XL037	609,60	120
244XL037	619,76	122
248XL037	629,92	124
250XL037	635,00	125
260XL037	660,40	130
270XL037	685,80	135
274XL037	695,96	137
280XL037	711,20	140
286XL037	726,44	143
290XL037	736,60	145
296XL037	751,84	148
300XL037	762,00	150
306XL037	777,24	153
310XL037	787,40	155
316XL037	802,64	158
320XL037	812,80	160
322XL037	817,88	161
330XL037	838,20	165
340XL037	863,60	170
344XL037	873,76	172
350XL037	889,00	175
360XL037	914,40	180
380XL037	965,20	190
384XL037	975,36	192
390XL037	990,60	195
392XL037	995,68	196
396XL037	1005,84	198
412XL037	1046,48	206
414XL037	1051,56	207
432XL037	1097,28	216
434XL037	1102,36	217
438XL037	1112,52	219
460XL037	1168,40	230
490XL037	1244,60	245
510XL037	1295,40	255
560XL037	1422,40	280
592XL037	1503,68	296
630XL037	1600,20	315

**Recommendations for ordering - please ask :**  
**MOQ : equivalent of 1 sleeve = width 200 mm above 100XL = width 450 mm**

Timing 60XL037

60 = pitch length (6,0 inch x 25,4 = 152,40 mm)

XL = Tooth Type

037 = belt width (0,37 x 25,4 = 9,40 mm)

Non exhaustive list.  
 Consult us for any other reference.



# RUBBER TIMING BELTS T TOOTH

## Features



**Tooth type** .....L 050  
**Tooth Pitch**.....9,525 mm  
**Width**.....12,70 mm

L 050		
Part Number	Pitch Length mm	Number of Teeth
109L050	276,35	29
124L050	314,33	33
150L050	381,00	40
165L050	419,10	44
169L050	428,63	45
173L050	438,15	46
187L050	476,25	50
200L050	508,00	53
210L050	533,40	56
225L050	571,50	60
232L050	590,55	62
236L050	600,08	63
240L050	609,60	64
255L050	647,70	68
259L050	657,23	69
263L050	666,75	70
270L050	685,80	72
285L050	723,90	76
300L050	762,00	80
320L050	812,80	85
345L050	876,30	92
360L050	914,40	96
367L050	933,45	98
375L050	952,50	100
390L050	990,60	104
405L050	1028,70	108
420L050	1066,80	112
427L050	1085,85	114
435L050	1104,90	116
450L050	1143,00	120
461L050	1170,94	123
480L050	1219,20	128
510L050	1295,40	136
525L050	1333,50	140
540L050	1371,60	144
600L050	1524,00	160
630L050	1600,20	168
660L050	1676,40	176
780L050	1981,20	208

Non exhaustive list.  
Consult us for any other reference.

### Recommendations for ordering - please ask : MOQ : equivalent of 1 sleeve = width 450 mm

Timing 109L050  
 109 = pitch length (10,88 inch x 25,4 = 276,35 mm)  
 L = Tooth Type  
 050 = belt width (0,50 x 25,4 = 12,70 mm)



# RUBBER TIMING BELTS T TOOTH

## Features



**Tooth type .....L 075**  
**Tooth Pitch.....9,525 mm**  
**Width.....19,05 mm**

L 075		
Part Number	Pitch Length mm	Number of Teeth
109L075	276,35	29
124L075	314,33	33
150L075	381,00	40
165L050	419,10	44
169L075	428,63	45
173L075	438,15	46
187L075	476,25	50
200L075	508,00	53
210L075	533,40	56
225L075	571,50	60
232L075	590,55	62
236L075	600,08	63
240L075	609,60	64
255L075	647,70	68
259L075	657,23	69
263L075	666,75	70
270L075	685,80	72
285L075	723,90	76
300L075	762,00	80
320L075	812,80	85
345L075	876,30	92
360L075	914,40	96
367L075	933,45	98
375L075	952,50	100
390L075	990,60	104
405L075	1028,70	108
420L075	1066,80	112
427L075	1085,85	114
435L075	1104,90	116
450L075	1143,00	120
461L075	1170,94	123
480L075	1219,20	128
510L075	1295,40	136
525L075	1333,50	140
540L075	1371,60	144
600L075	1524,00	160
630L075	1600,20	168
660L075	1676,40	176
780L075	1981,20	208

Non exhaustive list.  
Consult us for any other reference.

**Recommendations for ordering - please ask :**  
**MOQ : equivalent of 1 sleeve = width 450 mm**

Timing 109L075  
 109 = pitch length (10,88 inch x 25,4 = 276,35 mm)  
 L = Tooth Type  
 075 = belt width (0,75 x 25,4 = 19,05 mm)



# RUBBER TIMING BELTS T TOOTH

## Features



**Tooth type** .....L 100  
**Tooth Pitch**.....9,525 mm  
**Width**.....25,40 mm

### L 100

Part Number	Pitch Length mm	Number of Teeth
109L100	276,35	29
124L100	314,33	33
150L100	381,00	40
165L100	419,10	44
169L100	428,63	45
173L100	438,15	46
187L100	476,25	50
200L100	508,00	53
210L100	533,40	56
225L100	571,50	60
232L100	590,55	62
236L100	600,08	63
240L100	609,60	64
255L100	647,70	68
259L100	657,23	69
263L100	666,75	70
270L100	685,80	72
285L100	723,90	76
300L100	762,00	80
320L100	812,80	85
345L100	876,30	92
360L100	914,40	96
367L100	933,45	98
375L100	952,50	100
390L100	990,60	104
405L100	1028,70	108
420L100	1066,80	112
427L100	1085,85	114
435L100	1104,90	116
450L100	1143,00	120
461L100	1170,94	123
480L100	1219,20	128
510L100	1295,40	136
525L100	1333,50	140
540L100	1371,60	144
600L100	1524,00	160
630L100	1600,20	168
660L100	1676,40	176
780L100	1981,20	208

Non exhaustive list.  
 Consult us for any other reference.

### Recommendations for ordering - please ask : MOQ : equivalent of 1 sleeve = width 450 mm

Timing 109L100  
 109 = pitch length (10,88 inch x 25,4 = 276,35 mm)  
 L = Tooth Type  
 100 = belt width (1,00 x 25,4 = 25,40 mm)



# RUBBER TIMING BELTS T TOOTH

## Features



**Tooth type** .....H 075  
**Tooth Pitch**.....12,70 mm  
**Width**.....19,05 mm

### H 075

Part Number	Pitch Length mm	Number of Teeth
230H075	584,20	46
240H075	609,60	48
255H075	647,70	51
270H075	685,80	54
280H075	711,20	56
300H075	762,00	60
310H075	787,40	62
315H075	800,10	63
320H075	812,80	64
330H075	838,20	66
335H075	850,90	67
340H075	863,60	68
350H075	889,00	70
360H075	914,40	72
370H075	939,80	74
375H075	952,50	75
390H075	990,60	78
400H075	1016,00	80
410H075	1041,40	82
420H075	1066,80	84
430H075	1092,20	86
450H075	1143,00	90
465H075	1181,10	93
480H075	1219,20	96
505H075	1282,70	101
510H075	1295,40	102
520H075	1320,80	104
530H075	1346,20	106
540H075	1371,60	108
560H075	1422,40	112
570H075	1447,80	114
580H075	1473,20	116
600H075	1524,00	120
630H075	1600,20	126
650H075	1651,00	130
660H075	1676,40	132
670H075	1701,80	134
680H075	1727,20	136

### H 075

Part Number	Pitch Length mm	Number of Teeth
700H075	1778,00	140
720H075	1828,80	144
730H075	1854,20	146
750H075	1905,00	150
770H075	1955,80	154
800H075	2032,00	160
810H075	2057,40	162
820H075	2082,80	164
850H075	2159,00	170
860H075	2184,40	172
900H075	2286,00	180
960H075	2438,40	192
1000H075	2540,00	200
1100H075	2794,00	220
1120H075	2844,80	224
1140H075	2895,60	228
1150H075	2921,00	230
1250H075	3175,00	250
1400H075	3556,00	280
1700H075	4318,00	340

Non exhaustive list.  
 Consult us for any other reference.

### Recommendations for ordering - please ask : MOQ : equivalent of 1 sleeve = width 450 mm

Timing 230H075  
 230 = pitch length (23,00 inch x 25,4 = 584,20 mm)  
 H = Tooth Type  
 075 = belt width (0,75 x 25,4 = 19,05 mm)



# RUBBER TIMING BELTS T TOOTH

## Features



**Tooth type** .....H 100  
**Tooth Pitch**.....9,525 mm  
**Width**.....25,40 mm

### H 100

Part Number	Pitch Length mm	Number of Teeth
230H100	584,20	46
240H100	609,60	48
255H100	647,70	51
270H100	685,80	54
280H100	711,20	56
300H100	762,00	60
310H100	787,40	62
315H100	800,10	63
320H100	812,80	64
330H100	838,20	66
335H100	850,90	67
340H100	863,60	68
350H100	889,00	70
360H100	914,40	72
370H100	939,80	74
375H100	952,50	75
390H100	990,60	78
400H100	1016,00	80
410H100	1041,40	82
420H100	1066,80	84
430H100	1092,20	86
450H100	1143,00	90
465H100	1181,10	93
480H100	1219,20	96
505H100	1282,70	101
510H100	1295,40	102
520H100	1320,80	104
530H100	1346,20	106
540H100	1371,60	108
560H100	1422,40	112
570H100	1447,80	114
580H100	1473,20	116
600H100	1524,00	120
630H100	1600,20	126
650H100	1651,00	130
660H100	1676,40	132
670H100	1701,80	134
680H100	1727,20	136

### H 100

Part Number	Pitch Length mm	Number of Teeth
700H100	1778,00	140
720H100	1828,80	144
730H100	1854,20	146
750H100	1905,00	150
770H100	1955,80	154
800H100	2032,00	160
810H100	2057,40	162
820H100	2082,80	164
850H100	2159,00	170
860H100	2184,40	172
900H100	2286,00	180
960H100	2438,40	192
1000H100	2540,00	200
1100H100	2794,00	220
1120H100	2844,80	224
1140H100	2895,60	228
1150H100	2921,00	230
1250H100	3175,00	250
1400H100	3556,00	280
1700H100	4318,00	340

Non exhaustive list.  
 Consult us for any other reference.

### Recommendations for ordering - please ask : MOQ : equivalent of 1 sleeve = width 450 mm

Timing 230H100  
 230 = pitch length (23,00 inch x 25,4 = 584,20 mm)  
 H = Tooth Type  
 100 = belt width (1,00 x 25,4 = 25,40 mm)



# RUBBER TIMING BELTS T TOOTH

## Features



**Tooth type** .....H 150  
**Tooth Pitch**.....12,70 mm  
**Width**.....38,10 mm

### H 150

Part Number	Pitch Length mm	Number of Teeth
230H150	584,20	46
240H150	609,60	48
255H150	647,70	51
270H150	685,80	54
280H150	711,20	56
300H150	762,00	60
310H150	787,40	62
315H150	800,10	63
320H150	812,80	64
330H150	838,20	66
335H150	850,90	67
340H150	863,60	68
350H150	889,00	70
360H150	914,40	72
370H150	939,80	74
375H150	952,50	75
390H150	990,60	78
400H150	1016,00	80
410H150	1041,40	82
420H150	1066,80	84
430H150	1092,20	86
450H150	1143,00	90
465H150	1181,10	93
480H150	1219,20	96
505H150	1282,70	101
510H150	1295,40	102
520H150	1320,80	104
530H150	1346,20	106
540H150	1371,60	108
560H150	1422,40	112
570H150	1447,80	114
580H150	1473,20	116
600H150	1524,00	120
630H150	1600,20	126
650H150	1651,00	130
660H150	1676,40	132
670H150	1701,80	134
680H150	1727,20	136

### H 150

Part Number	Pitch Length mm	Number of Teeth
700H150	1778,00	140
720H150	1828,80	144
730H150	1854,20	146
750H150	1905,00	150
770H150	1955,80	154
800H150	2032,00	160
810H150	2057,40	162
820H150	2082,80	164
850H150	2159,00	170
860H150	2184,40	172
900H150	2286,00	180
960H150	2438,40	192
1000H150	2540,00	200
1100H150	2794,00	220
1120H150	2844,80	224
1140H150	2895,60	228
1150H150	2921,00	230
1250H150	3175,00	250
1400H150	3556,00	280
1700H150	4318,00	340

Non exhaustive list.  
 Consult us for any other reference.

### Recommendations for ordering - please ask : MOQ : equivalent of 1 sleeve = width 450 mm

Timing 230H150  
 230 = pitch length (23,00 inch x 25,4 = 584,20 mm)  
 H = Tooth Type  
 150 = belt width (1,50 x 25,4 = 38,10 mm)



# RUBBER TIMING BELTS T TOOTH

## Features



**Tooth type** .....H 200  
**Tooth Pitch**.....12,70 mm  
**Width**.....50,80 mm

### H 200

Part Number	Pitch Length mm	Number of Teeth
230H200	584,20	46
240H200	609,60	48
255H200	647,70	51
270H200	685,80	54
280H200	711,20	56
300H200	762,00	60
310H200	787,40	62
315H200	800,10	63
320H200	812,80	64
330H200	838,20	66
335H200	850,90	67
340H200	863,60	68
350H200	889,00	70
360H200	914,40	72
370H200	939,80	74
375H200	952,50	75
390H200	990,60	78
400H200	1016,00	80
410H200	1041,40	82
420H200	1066,80	84
430H200	1092,20	86
450H200	1143,00	90
465H200	1181,10	93
480H200	1219,20	96
505H200	1282,70	101
510H200	1295,40	102
520H200	1320,80	104
530H200	1346,20	106
540H200	1371,60	108
560H200	1422,40	112
570H200	1447,80	114
580H200	1473,20	116
600H200	1524,00	120
630H200	1600,20	126
650H200	1651,00	130
660H200	1676,40	132
670H200	1701,80	134
680H200	1727,20	136

### H 200

Part Number	Pitch Length mm	Number of Teeth
700H200	1778,00	140
720H200	1828,80	144
730H200	1854,20	146
750H200	1905,00	150
770H200	1955,80	154
800H200	2032,00	160
810H200	2057,40	162
820H200	2082,80	164
850H200	2159,00	170
860H200	2184,40	172
900H200	2286,00	180
960H200	2438,40	192
1000H200	2540,00	200
1100H200	2794,00	220
1120H200	2844,80	224
1140H200	2895,60	228
1150H200	2921,00	230
1250H200	3175,00	250
1400H200	3556,00	280
1700H200	4318,00	340

Non exhaustive list.  
 Consult us for any other reference.

**Recommendations for ordering - please ask :**  
**MOQ : equivalent of 1 sleeve = width 450 mm**

Timing 230H200  
 230 = pitch length (23,00 inch x 25,4 = 584,20 mm)  
 H = Tooth Type  
 200 = belt width (2,00 x 25,4 = 50,80 mm)





# RUBBER TIMING BELTS T TOOTH

## Features



**Tooth type** .....H 300  
**Tooth Pitch**.....12,70 mm  
**Width**.....76,20 mm

### H 300

Part Number	Pitch Length mm	Number of Teeth
230H300	584,20	46
240H300	609,60	48
255H300	647,70	51
270H300	685,80	54
280H300	711,20	56
300H300	762,00	60
310H300	787,40	62
315H300	800,10	63
320H300	812,80	64
330H300	838,20	66
335H300	850,90	67
340H300	863,60	68
350H300	889,00	70
360H300	914,40	72
370H300	939,80	74
375H300	952,50	75
390H300	990,60	78
400H300	1016,00	80
410H300	1041,40	82
420H300	1066,80	84
430H300	1092,20	86
450H300	1143,00	90
465H300	1181,10	93
480H300	1219,20	96
505H300	1282,70	101
510H300	1295,40	102
520H300	1320,80	104
530H300	1346,20	106
540H300	1371,60	108
560H300	1422,40	112
570H300	1447,80	114
580H300	1473,20	116
600H300	1524,00	120
630H300	1600,20	126
650H300	1651,00	130
660H300	1676,40	132
670H300	1701,80	134
680H300	1727,20	136

### H 300

Part Number	Pitch Length mm	Number of Teeth
700H300	1778,00	140
720H300	1828,80	144
730H300	1854,20	146
750H300	1905,00	150
770H300	1955,80	154
800H300	2032,00	160
810H300	2057,40	162
820H300	2082,80	164
850H300	2159,00	170
860H300	2184,40	172
900H300	2286,00	180
960H300	2438,40	192
1000H300	2540,00	200
1100H300	2794,00	220
1120H300	2844,80	224
1140H300	2895,60	228
1150H300	2921,00	230
1250H300	3175,00	250
1400H300	3556,00	280
1700H300	4318,00	340

Non exhaustive list.  
 Consult us for any other reference.

### Recommendations for ordering - please ask : MOQ : equivalent of 1 sleeve = width 450 mm

Timing 230H300  
 230 = pitch length (23,00 inch x 25,4 = 584,20 mm)  
 H = Tooth Type  
 300 = belt width (3,00 x 25,4 = 76,20 mm)



# RUBBER TIMING BELTS T TOOTH

## Features



**Tooth type** .....XH 200  
**Tooth Pitch**.....22,225 mm  
**Width**.....50,80 mm

XH 200		
Part Number	Pitch Length mm	Number of Teeth
507XH200	1289,05	58
560XH200	1422,40	64
630XH200	1600,20	72
700XH200	1778,00	80
770XH200	1955,80	88
840XH200	2133,60	96
980XH200	2489,20	112
1120XH200	2844,80	128
1260XH200	3200,40	144
1400XH200	3556,00	160
1540XH200	3911,60	176
1750XH200	4445,00	200

Non exhaustive list.  
 Consult us for any other reference.

**Recommendations for ordering - please ask :**  
**MOQ : equivalent of 1 sleeve = width 440 mm**

Timing 507XH200  
 507 = pitch length (50,75 inch x 25,4 = 1289,05 mm)  
 XH = Tooth Type  
 200 = belt width (2,00 x 25,4 = 50,80 mm)



# RUBBER TIMING BELTS T TOOTH

## Features



**Tooth type** .....XH 300  
**Tooth Pitch**.....22,225 mm  
**Width**.....76,20 mm

XH 300		
Part Number	Pitch Length mm	Number of Teeth
507XH300	1289,05	58
560XH300	1422,40	64
630XH300	1600,20	72
700XH300	1778,00	80
770XH300	1955,80	88
840XH300	2133,60	96
980XH300	2489,20	112
1120XH300	2844,80	128
1260XH300	3200,40	144
1400XH300	3556,00	160
1540XH300	3911,60	176
1750XH200	4445,00	200

Non exhaustive list.  
Consult us for any other reference.

**Recommendations for ordering - please ask :**  
**MOQ : equivalent of 1 sleeve = width 440 mm**

Timing 507XH300  
 507 = pitch length (50,75 inch x 25,4 = 1289,05 mm)  
 XH = Tooth Type  
 300 = belt width (3,00 x 25,4 = 76,20 mm)



# RUBBER TIMING BELTS T TOOTH

## Features



**Tooth type** .....XH 400  
**Tooth Pitch**.....22,225 mm  
**Width**.....101,60 mm

XH 400		
Part Number	Pitch Length mm	Number of Teeth
507XH400	1289,05	58
560XH400	1422,40	64
630XH400	1600,20	72
700XH400	1778,00	80
770XH400	1955,80	88
840XH400	2133,60	96
980XH400	2489,20	112
1120XH400	2844,80	128
1260XH400	3200,40	144
1400XH400	3556,00	160
1540XH400	3911,60	176
1750XH400	4445,00	200

Non exhaustive list.  
Consult us for any other reference.

**Recommendations for ordering - please ask :**  
**MOQ : equivalent of 1 sleeve = width 440 mm**

Timing 507XH400  
 507 = pitch length (50,75 inch x 25,4 = 1289,05 mm)  
 XH = Tooth Type  
 400 = belt width (4,00 x 25,4 = 101,60 mm)



# RUBBER TIMING BELTS T TOOTH

## Features



**Tooth type** .....XH 500  
**Tooth Pitch**.....22,225 mm  
**Width**.....127,00 mm

XH 500		
Part Number	Pitch Length mm	Number of Teeth
507XH500	1289,05	58
560XH500	1422,40	64
630XH500	1600,20	72
700XH500	1778,00	80
770XH500	1955,80	88
840XH500	2133,60	96
980XH500	2489,20	112
1120XH500	2844,80	128
1260XH500	3200,40	144
1400XH500	3556,00	160
1540XH500	3911,60	176
1750XH500	4445,00	200

Non exhaustive list.  
 Consult us for any other reference.

**Recommendations for ordering - please ask :**  
**MOQ : equivalent of 1 sleeve = width 440 mm**

Timing 507XH500  
 507 = pitch length (50,75 inch x 25,4 = 1289,05 mm)  
 XH = Tooth Type  
 500 = belt width (5,00 x 25,4 = 127,00 mm)



# RUBBER TIMING BELTS HTD TOOTH

## Features



**Tooth type** .....HTD 3M  
**Tooth Pitch**.....3 mm  
**Width**.....6,00 mm

### HTD 3M - 6

Part Number	Pitch Length mm	Number of Teeth
HTD111-3M-6	111,00	37
HTD117-3M-6	117,00	39
HTD120-3M-6	120,00	40
HTD126-3M-6	126,00	42
HTD129-3M-6	129,00	43
HTD141-3M-6	141,00	47
HTD144-3M-6	144,00	48
HTD150-3M-6	150,00	50
HTD156-3M-6	156,00	52
HTD159-3M-6	159,00	53
HTD165-3M-6	165,00	55
HTD168-3M-6	168,00	56
HTD171-3M-6	171,00	57
HTD174-3M-6	174,00	58
HTD177-3M-6	177,00	59
HTD180-3M-6	180,00	60
HTD186-3M-6	186,00	62
HTD192-3M-6	192,00	64
HTD195-3M-6	195,00	65
HTD201-3M-6	201,00	67
HTD204-3M-6	204,00	68
HTD207-3M-6	207,00	69
HTD210-3M-6	210,00	70
HTD213-3M-6	213,00	71
HTD225-3M-6	225,00	75
HTD237-3M-6	237,00	79
HTD240-3M-6	240,00	80
HTD246-3M-6	246,00	82
HTD252-3M-6	252,00	84
HTD255-3M-6	255,00	85
HTD267-3M-6	267,00	89
HTD276-3M-6	276,00	92
HTD282-3M-6	282,00	94
HTD285-3M-6	285,00	95
HTD288-3M-6	288,00	96
HTD291-3M-6	291,00	97
HTD300-3M-6	300,00	100
HTD306-3M-6	306,00	102

### HTD 3M - 6

Part Number	Pitch Length mm	Number of Teeth
HTD312-3M-6	312,00	104
HTD318-3M-6	318,00	106
HTD333-3M-6	333,00	111
HTD336-3M-6	336,00	112
HTD339-3M-6	339,00	113
HTD345-3M-6	345,00	115
HTD357-3M-6	357,00	119
HTD363-3M-6	363,00	121
HTD366-3M-6	366,00	122
HTD384-3M-6	384,00	128
HTD390-3M-6	390,00	130
HTD420-3M-6	420,00	140
HTD426-3M-6	426,00	142
HTD447-3M-6	447,00	149
HTD462-3M-6	462,00	154
HTD474-3M-6	474,00	158
HTD477-3M-6	477,00	159
HTD480-3M-6	480,00	160
HTD486-3M-6	486,00	162
HTD489-3M-6	489,00	163
HTD495-3M-6	495,00	165
HTD501-3M-6	501,00	167
HTD513-3M-6	513,00	171
HTD522-3M-6	522,00	174
HTD531-3M-6	531,00	177
HTD537-3M-6	537,00	179
HTD558-3M-6	558,00	186
HTD564-3M-6	564,00	188
HTD570-3M-6	570,00	190
HTD582-3M-6	582,00	194
HTD597-3M-6	597,00	199
HTD606-3M-6	606,00	202
HTD612-3M-6	612,00	204
HTD633-3M-6	633,00	211
HTD648-3M-6	648,00	216
HTD669-3M-6	669,00	223
HTD675-3M-6	675,00	225
HTD708-3M-6	708,00	236
HTD711-3M-6	711,00	237
HTD753-3M-6	753,00	251
HTD804-3M-6	804,00	268
HTD843-3M-6	843,00	281
HTD1125-3M-6	1125,00	375
HTD1245-3M-6	1245,00	415
HTD1263-3M-6	1263,00	421
HTD1500-3M-6	1500,00	500

Non exhaustive list.  
 Consult us for any other reference.

**Recommendations for ordering - please ask :**  
**MOQ : equivalent of 1 sleeve = width 200 mm above 300-3M = width 450 mm**

Timing HTD180-3M-6

HTD = Tooth Type

180 = pitch length 180 mm

6 = belt width 6 mm



# RUBBER TIMING BELTS HTD TOOTH

## Features



**Tooth type** .....HTD 3M  
**Tooth Pitch**.....3 mm  
**Width**.....9,00 mm

### HTD 3M - 9

Part Number	Pitch Length mm	Number of Teeth
HTD111-3M-9	111,00	37
HTD117-3M-9	117,00	39
HTD120-3M-9	120,00	40
HTD126-3M-9	126,00	42
HTD129-3M-9	129,00	43
HTD141-3M-9	141,00	47
HTD144-3M-9	144,00	48
HTD150-3M-9	150,00	50
HTD156-3M-9	156,00	52
HTD159-3M-9	159,00	53
HTD165-3M-9	165,00	55
HTD168-3M-9	168,00	56
HTD171-3M-9	171,00	57
HTD174-3M-9	174,00	58
HTD177-3M-9	177,00	59
HTD180-3M-9	180,00	60
HTD186-3M-9	186,00	62
HTD192-3M-9	192,00	64
HTD195-3M-9	195,00	65
HTD201-3M-9	201,00	67
HTD204-3M-9	204,00	68
HTD207-3M-9	207,00	69
HTD210-3M-9	210,00	70
HTD213-3M-9	213,00	71
HTD225-3M-9	225,00	75
HTD237-3M-9	237,00	79
HTD240-3M-9	240,00	80
HTD246-3M-9	246,00	82
HTD252-3M-9	252,00	84
HTD255-3M-9	255,00	85
HTD267-3M-9	267,00	89
HTD276-3M-9	276,00	92
HTD282-3M-9	282,00	94
HTD285-3M-9	285,00	95
HTD288-3M-9	288,00	96
HTD291-3M-9	291,00	97
HTD300-3M-9	300,00	100
HTD306-3M-9	306,00	102

### HTD 3M - 9

Part Number	Pitch Length mm	Number of Teeth
HTD312-3M-9	312,00	104
HTD318-3M-9	318,00	106
HTD333-3M-9	333,00	111
HTD336-3M-9	336,00	112
HTD339-3M-9	339,00	113
HTD345-3M-9	345,00	115
HTD357-3M-9	357,00	119
HTD363-3M-9	363,00	121
HTD366-3M-9	366,00	122
HTD384-3M-9	384,00	128
HTD390-3M-9	390,00	130
HTD420-3M-9	420,00	140
HTD426-3M-9	426,00	142
HTD447-3M-9	447,00	149
HTD462-3M-9	462,00	154
HTD474-3M-9	474,00	158
HTD477-3M-9	477,00	159
HTD480-3M-9	480,00	160
HTD486-3M-9	486,00	162
HTD489-3M-9	489,00	163
HTD495-3M-9	495,00	165
HTD501-3M-9	501,00	167
HTD513-3M-9	513,00	171
HTD522-3M-9	522,00	174
HTD531-3M-9	531,00	177
HTD537-3M-9	537,00	179
HTD558-3M-9	558,00	186
HTD564-3M-9	564,00	188
HTD570-3M-9	570,00	190
HTD582-3M-9	582,00	194
HTD597-3M-9	597,00	199
HTD606-3M-9	606,00	202
HTD612-3M-9	612,00	204
HTD633-3M-9	633,00	211
HTD648-3M-9	648,00	216
HTD669-3M-9	669,00	223
HTD675-3M-9	675,00	225
HTD708-3M-9	708,00	236
HTD711-3M-9	711,00	237
HTD753-3M-9	753,00	251
HTD804-3M-9	804,00	268
HTD843-3M-9	843,00	281
HTD1125-3M-9	1125,00	375
HTD1245-3M-9	1245,00	415
HTD1263-3M-9	1263,00	421
HTD1500-3M-9	1500,00	500

Non exhaustive list.  
 Consult us for any other reference.

**Recommendations for ordering - please ask :**  
**MOQ : equivalent of 1 sleeve = width 200 mm above 300-3M = width 450 mm**

Timing HTD180-3M-9

HTD = Tooth Type

180 = pitch length 180 mm

9 = belt width 9 mm



# RUBBER TIMING BELTS HTD TOOTH

## Features



**Tooth type** .....HTD 3M  
**Tooth Pitch**.....3 mm  
**Width**.....15,00 mm

### HTD 3M - 15

Part Number	Pitch Length mm	Number of Teeth
HTD111-3M-15	111,00	37
HTD117-3M-15	117,00	39
HTD120-3M-15	120,00	40
HTD126-3M-15	126,00	42
HTD129-3M-15	129,00	43
HTD141-3M-15	141,00	47
HTD144-3M-15	144,00	48
HTD150-3M-15	150,00	50
HTD156-3M-15	156,00	52
HTD159-3M-15	159,00	53
HTD165-3M-15	165,00	55
HTD168-3M-15	168,00	56
HTD171-3M-15	171,00	57
HTD174-3M-15	174,00	58
HTD177-3M-15	177,00	59
HTD180-3M-15	180,00	60
HTD186-3M-15	186,00	62
HTD192-3M-15	192,00	64
HTD195-3M-15	195,00	65
HTD201-3M-15	201,00	67
HTD204-3M-15	204,00	68
HTD207-3M-15	207,00	69
HTD210-3M-15	210,00	70
HTD213-3M-15	213,00	71
HTD225-3M-15	225,00	75
HTD237-3M-15	237,00	79
HTD240-3M-15	240,00	80
HTD246-3M-15	246,00	82
HTD252-3M-15	252,00	84
HTD255-3M-15	255,00	85
HTD267-3M-15	267,00	89
HTD276-3M-15	276,00	92
HTD282-3M-15	282,00	94
HTD285-3M-15	285,00	95
HTD288-3M-15	288,00	96
HTD291-3M-15	291,00	97
HTD300-3M-15	300,00	100
HTD306-3M-15	306,00	102

### HTD 3M - 15

Part Number	Pitch Length mm	Number of Teeth
HTD312-3M-15	312,00	104
HTD318-3M-15	318,00	106
HTD333-3M-15	333,00	111
HTD336-3M-15	336,00	112
HTD339-3M-15	339,00	113
HTD345-3M-15	345,00	115
HTD357-3M-15	357,00	119
HTD363-3M-15	363,00	121
HTD366-3M-15	366,00	122
HTD384-3M-15	384,00	128
HTD390-3M-15	390,00	130
HTD420-3M-15	420,00	140
HTD426-3M-15	426,00	142
HTD447-3M-15	447,00	149
HTD462-3M-15	462,00	154
HTD474-3M-15	474,00	158
HTD477-3M-15	477,00	159
HTD480-3M-15	480,00	160
HTD486-3M-15	486,00	162
HTD489-3M-15	489,00	163
HTD495-3M-15	495,00	165
HTD501-3M-15	501,00	167
HTD513-3M-15	513,00	171
HTD522-3M-15	522,00	174
HTD531-3M-15	531,00	177
HTD537-3M-15	537,00	179
HTD558-3M-15	558,00	186
HTD564-3M-15	564,00	188
HTD570-3M-15	570,00	190
HTD582-3M-15	582,00	194
HTD597-3M-15	597,00	199
HTD606-3M-15	606,00	202
HTD612-3M-15	612,00	204
HTD633-3M-15	633,00	211
HTD648-3M-15	648,00	216
HTD669-3M-15	669,00	223
HTD675-3M-15	675,00	225
HTD708-3M-15	708,00	236
HTD711-3M-15	711,00	237
HTD753-3M-15	753,00	251
HTD804-3M-15	804,00	268
HTD843-3M-15	843,00	281
HTD1125-3M-15	1125,00	375
HTD1245-3M-15	1245,00	415
HTD1263-3M-15	1263,00	421
HTD1500-3M-15	1500,00	500

Non exhaustive list.  
 Consult us for any other reference.

**Recommendations for ordering - please ask :**  
**MOQ : equivalent of 1 sleeve = width 200 mm above 300-3M = width 450 mm**

Timing HTD180-3M-15  
 HTD = Tooth Type  
 180 = pitch length 180 mm  
 15 = belt width 15 mm





# RUBBER TIMING BELTS HTD TOOTH

## Features



**Tooth type** .....HTD 5M  
**Tooth Pitch**.....5 mm  
**Width**.....9,00 mm

HTD 5M - 9		
Part Number	Pitch Length mm	Number of Teeth
HTD180-5M-9	180,00	36
HTD225-5M-9	225,00	45
HTD255-5M-9	255,00	51
HTD265-5M-9	265,00	53
HTD280-5M-9	280,00	56
HTD295-5M-9	295,00	59
HTD300-5M-9	300,00	60
HTD305-5M-9	305,00	61
HTD325-5M-9	325,00	65
HTD330-5M-9	330,00	66
HTD340-5M-9	340,00	68
HTD345-5M-9	345,00	69
HTD350-5M-9	350,00	70
HTD360-5M-9	360,00	72
HTD365-5M-9	365,00	73
HTD370-5M-9	370,00	74
HTD375-5M-9	375,00	75
HTD385-5M-9	385,00	77
HTD400-5M-9	400,00	80
HTD420-5M-9	420,00	84
HTD425-5M-9	425,00	85
HTD450-5M-9	450,00	90
HTD460-5M-9	460,00	92
HTD475-5M-9	475,00	95
HTD490-5M-9	490,00	98
HTD500-5M-9	500,00	100
HTD520-5M-9	520,00	104
HTD525-5M-9	525,00	105
HTD535-5M-9	535,00	107
HTD540-5M-9	540,00	108
HTD550-5M-9	550,00	110
HTD560-5M-9	560,00	112
HTD565-5M-9	565,00	113
HTD575-5M-9	575,00	115
HTD600-5M-9	600,00	120
HTD610-5M-9	610,00	122
HTD615-5M-9	615,00	123
HTD620-5M-9	620,00	124

HTD 5M - 9		
Part Number	Pitch Length mm	Number of Teeth
HTD630-5M-9	630,00	126
HTD635-5M-9	635,00	127
HTD640-5M-9	640,00	128
HTD645-5M-9	645,00	129
HTD650-5M-9	650,00	130
HTD665-5M-9	665,00	133
HTD670-5M-9	670,00	134
HTD700-5M-9	700,00	140
HTD710-5M-9	710,00	142
HTD740-5M-9	740,00	148
HTD750-5M-9	750,00	150
HTD755-5M-9	755,00	151
HTD775-5M-9	775,00	155
HTD790-5M-9	790,00	158
HTD800-5M-9	800,00	160
HTD825-5M-9	825,00	165
HTD830-5M-9	830,00	166
HTD835-5M-9	835,00	167
HTD850-5M-9	850,00	170
HTD860-5M-9	860,00	172
HTD890-5M-9	890,00	178
HTD900-5M-9	900,00	180
HTD925-5M-9	925,00	185
HTD935-5M-9	935,00	187
HTD960-5M-9	960,00	192
HTD965-5M-9	965,00	193
HTD975-5M-9	975,00	195
HTD980-5M-9	980,00	196
HTD1000-5M-9	1000,00	200
HTD1025-5M-9	1025,00	205
HTD1035-5M-9	1035,00	207
HTD1050-5M-9	1050,00	210
HTD1100-5M-9	1100,00	220
HTD1125-5M-9	1125,00	225
HTD1200-5M-9	1200,00	240
HTD1270-5M-9	1270,00	254
HTD1400-5M-9	1400,00	280
HTD1420-5M-9	1420,00	284
HTD1500-5M-9	1500,00	300
HTD1595-5M-9	1595,00	319
HTD1690-5M-9	1690,00	338
HTD1790-5M-9	1790,00	358
HTD1800-5M-9	1800,00	360
HTD1870-5M-9	1870,00	374
HTD1945-5M-9	1945,00	376
HTD2000-5M-9	2000,00	400
HTD2350-5M-9	2350,00	470
HTD2525-5M-9	2525,00	505

**Recommendations for ordering - please ask :**  
**MOQ : equivalent of 1 sleeve = width 200 mm above 295-5M = width 450 mm**

Timing HTD180-5M-9

HTD = Tooth Type

180 = pitch length 180 mm

9 = belt width 9 mm

Non exhaustive list.  
 Consult us for any other reference.



# RUBBER TIMING BELTS HTD TOOTH

## Features



**Tooth type** .....HTD 5M  
**Tooth Pitch**.....5 mm  
**Width**.....15,00 mm

### HTD 5M - 15

Part Number	Pitch Length mm	Number of Teeth
HTD180-5M-15	180,00	36
HTD225-5M-15	225,00	45
HTD255-5M-15	255,00	51
HTD265-5M-15	265,00	53
HTD280-5M-15	280,00	56
HTD295-5M-15	295,00	59
HTD300-5M-15	300,00	60
HTD305-5M-15	305,00	61
HTD325-5M-15	325,00	65
HTD330-5M-15	330,00	66
HTD340-5M-15	340,00	68
HTD345-5M-15	345,00	69
HTD350-5M-15	350,00	70
HTD360-5M-15	360,00	72
HTD365-5M-15	365,00	73
HTD370-5M-15	370,00	74
HTD375-5M-15	375,00	75
HTD385-5M-15	385,00	77
HTD400-5M-15	400,00	80
HTD420-5M-15	420,00	84
HTD425-5M-15	425,00	85
HTD450-5M-15	450,00	90
HTD460-5M-15	460,00	92
HTD475-5M-15	475,00	95
HTD490-5M-15	490,00	98
HTD500-5M-15	500,00	100
HTD520-5M-15	520,00	104
HTD525-5M-15	525,00	105
HTD535-5M-15	535,00	107
HTD540-5M-15	540,00	108
HTD550-5M-15	550,00	110
HTD560-5M-15	560,00	112
HTD565-5M-15	565,00	113
HTD575-5M-15	575,00	115
HTD600-5M-15	600,00	120
HTD610-5M-15	610,00	122
HTD615-5M-15	615,00	123
HTD620-5M-15	620,00	124

### HTD 5M - 15

Part Number	Pitch Length mm	Number of Teeth
HTD630-5M-15	630,00	126
HTD635-5M-15	635,00	127
HTD640-5M-15	640,00	128
HTD645-5M-15	645,00	129
HTD650-5M-15	650,00	130
HTD665-5M-15	665,00	133
HTD670-5M-15	670,00	134
HTD700-5M-15	700,00	140
HTD710-5M-15	710,00	142
HTD740-5M-15	740,00	148
HTD750-5M-15	750,00	150
HTD755-5M-15	755,00	151
HTD775-5M-15	775,00	155
HTD790-5M-15	790,00	158
HTD800-5M-15	800,00	160
HTD825-5M-15	825,00	165
HTD830-5M-15	830,00	166
HTD835-5M-15	835,00	167
HTD850-5M-15	850,00	170
HTD860-5M-15	860,00	172
HTD890-5M-15	890,00	178
HTD900-5M-15	900,00	180
HTD925-5M-15	925,00	185
HTD935-5M-15	935,00	187
HTD950-5M-15	950,00	190
HTD960-5M-15	960,00	192
HTD975-5M-15	975,00	195
HTD980-5M-15	980,00	196
HTD1000-5M-15	1000,00	200
HTD1025-5M-15	1025,00	205
HTD1035-5M-15	1035,00	207
HTD1050-5M-15	1050,00	210
HTD1100-5M-15	1100,00	220
HTD1125-5M-15	1125,00	225
HTD1200-5M-15	1200,00	240
HTD1270-5M-15	1270,00	254
HTD1400-5M-15	1400,00	280
HTD1420-5M-15	1420,00	284
HTD1500-5M-15	1500,00	300
HTD1595-5M-15	1595,00	319
HTD1690-5M-15	1690,00	338
HTD1790-5M-15	1790,00	358
HTD1800-5M-15	1800,00	360
HTD1870-5M-15	1870,00	374
HTD1945-5M-15	1945,00	376
HTD2000-5M-15	2000,00	400
HTD2350-5M-15	2350,00	470
HTD2525-5M-15	2525,00	505

**Recommendations for ordering - please ask :**  
**MOQ : equivalent of 1 sleeve = width 200 mm above 295-5M = width 450 mm**

Timing HTD180-5M-15

HTD = Tooth Type

180 = pitch length 180 mm

15 = belt width 15 mm

Non exhaustive list.  
 Consult us for any other reference.



# RUBBER TIMING BELTS HTD TOOTH

## Features



**Tooth type** .....HTD 5M  
**Tooth Pitch**.....5 mm  
**Width**.....25,00 mm

HTD 5M - 25		
Part Number	Pitch Length mm	Number of Teeth
HTD180-5M-25	180,00	36
HTD225-5M-25	225,00	45
HTD255-5M-25	255,00	51
HTD265-5M-25	265,00	53
HTD280-5M-25	280,00	56
HTD295-5M-25	295,00	59
HTD300-5M-25	300,00	60
HTD305-5M-25	305,00	61
HTD325-5M-25	325,00	65
HTD330-5M-25	330,00	66
HTD340-5M-25	340,00	68
HTD345-5M-25	345,00	69
HTD350-5M-25	350,00	70
HTD360-5M-25	360,00	72
HTD365-5M-25	365,00	73
HTD370-5M-25	370,00	74
HTD375-5M-25	375,00	75
HTD385-5M-25	385,00	77
HTD400-5M-25	400,00	80
HTD420-5M-25	420,00	84
HTD425-5M-25	425,00	85
HTD450-5M-25	450,00	90
HTD460-5M-25	460,00	92
HTD475-5M-25	475,00	95
HTD490-5M-25	490,00	98
HTD500-5M-25	500,00	100
HTD520-5M-25	520,00	104
HTD525-5M-25	525,00	105
HTD535-5M-25	535,00	107
HTD540-5M-25	540,00	108
HTD550-5M-25	550,00	110
HTD560-5M-25	560,00	112
HTD565-5M-25	565,00	113
HTD575-5M-25	575,00	115
HTD600-5M-25	600,00	120
HTD610-5M-25	610,00	122
HTD615-5M-25	615,00	123
HTD620-5M-25	620,00	124

HTD 5M - 25		
Part Number	Pitch Length mm	Number of Teeth
HTD630-5M-25	630,00	126
HTD635-5M-25	635,00	127
HTD640-5M-25	640,00	128
HTD645-5M-25	645,00	129
HTD650-5M-25	650,00	130
HTD665-5M-25	665,00	133
HTD670-5M-25	670,00	134
HTD700-5M-25	700,00	140
HTD710-5M-25	710,00	142
HTD740-5M-25	740,00	148
HTD750-5M-25	750,00	150
HTD755-5M-25	755,00	151
HTD775-5M-25	775,00	155
HTD790-5M-25	790,00	158
HTD800-5M-25	800,00	160
HTD825-5M-25	825,00	165
HTD830-5M-25	830,00	166
HTD835-5M-25	835,00	167
HTD850-5M-25	850,00	170
HTD860-5M-25	860,00	172
HTD890-5M-25	890,00	178
HTD900-5M-25	900,00	180
HTD925-5M-25	925,00	185
HTD935-5M-25	935,00	187
HTD950-5M-25	950,00	190
HTD960-5M-25	960,00	192
HTD975-5M-25	975,00	195
HTD980-5M-25	980,00	196
HTD1000-5M-25	1000,00	200
HTD1025-5M-25	1025,00	205
HTD1035-5M-25	1035,00	207
HTD1050-5M-25	1050,00	210
HTD1100-5M-25	1100,00	220
HTD1125-5M-25	1125,00	225
HTD1200-5M-25	1200,00	240
HTD1270-5M-25	1270,00	254
HTD1400-5M-25	1400,00	280
HTD1420-5M-25	1420,00	284
HTD1500-5M-25	1500,00	300
HTD1595-5M-25	1595,00	319
HTD1690-5M-25	1690,00	338
HTD1790-5M-25	1790,00	358
HTD1800-5M-25	1800,00	360
HTD1870-5M-25	1870,00	374
HTD1945-5M-25	1945,00	376
HTD2000-5M-25	2000,00	400
HTD2350-5M-25	2350,00	470
HTD2525-5M-25	2525,00	505

**Recommendations for ordering - please ask :**  
**MOQ : equivalent of 1 sleeve = width 200 mm above 295-5M = width 450 mm**

Timing HTD180-5M-25  
 HTD = Tooth Type  
 180 = pitch length 180 mm  
 25 = belt width 25 mm

Non exhaustive list.  
 Consult us for any other reference.



# RUBBER TIMING BELTS HTD TOOTH

## Features



**Tooth type** .....HTD 8M  
**Tooth Pitch**.....8 mm  
**Width**.....20,00 mm

### HTD 8M - 20

Part Number	Pitch Length mm	Number of Teeth
HTD288-8M-20	288,00	36
HTD328-8M-20	328,00	41
HTD376-8M-20	376,00	47
HTD416-8M-20	416,00	52
HTD424-8M-20	424,00	53
HTD480-8M-20	480,00	60
HTD512-8M-20	512,00	64
HTD520-8M-20	520,00	65
HTD560-8M-20	560,00	70
HTD576-8M-20	576,00	72
HTD600-8M-20	600,00	75
HTD624-8M-20	624,00	78
HTD632-8M-20	632,00	79
HTD640-8M-20	640,00	80
HTD656-8M-20	656,00	82
HTD680-8M-20	680,00	85
HTD712-8M-20	712,00	89
HTD720-8M-20	720,00	90
HTD760-8M-20	760,00	95
HTD776-8M-20	776,00	97
HTD800-8M-20	800,00	100
HTD824-8M-20	824,00	103
HTD840-8M-20	840,00	105
HTD848-8M-20	848,00	106
HTD856-8M-20	856,00	107
HTD880-8M-20	880,00	110
HTD896-8M-20	896,00	112
HTD920-8M-20	920,00	115
HTD936-8M-20	936,00	117
HTD960-8M-20	960,00	120
HTD976-8M-20	976,00	122
HTD1000-8M-20	1000,00	125
HTD1040-8M-20	1040,00	130
HTD1056-8M-20	1056,00	132
HTD1080-8M-20	1080,00	135
HTD1120-8M-20	1120,00	140
HTD1128-8M-20	1128,00	141
HTD1168-8M-20	1168,00	146

### HTD 8M - 20

Part Number	Pitch Length mm	Number of Teeth
HTD1184-8M-20	1184,00	148
HTD1200-8M-20	1200,00	150
HTD1248-8M-20	1248,00	156
HTD1256-8M-20	1256,00	157
HTD1264-8M-20	1264,00	158
HTD1280-8M-20	1280,00	160
HTD1304-8M-20	1304,00	163
HTD1320-8M-20	1320,00	165
HTD1328-8M-20	1328,00	166
HTD1344-8M-20	1344,00	168
HTD1360-8M-20	1360,00	170
HTD1392-8M-20	1392,00	174
HTD1400-8M-20	1400,00	175
HTD1424-8M-20	1424,00	178
HTD1440-8M-20	1440,00	180
HTD1480-8M-20	1480,00	185
HTD1520-8M-20	1520,00	190
HTD1552-8M-20	1552,00	194
HTD1600-8M-20	1600,00	200
HTD1680-8M-20	1680,00	210
HTD1696-8M-20	1696,00	212
HTD1728-8M-20	1728,00	216
HTD1760-8M-20	1760,00	220
HTD1800-8M-20	1800,00	225
HTD1896-8M-20	1896,00	237
HTD1904-8M-20	1904,00	238
HTD1936-8M-20	1936,00	242
HTD2000-8M-20	2000,00	250
HTD2080-8M-20	2080,00	260
HTD2104-8M-20	2104,00	263
HTD2240-8M-20	2240,00	280
HTD2400-8M-20	2400,00	300
HTD2504-8M-20	2504,00	313
HTD2600-8M-20	2600,00	325
HTD2800-8M-20	2800,00	350
HTD3048-8M-20	3048,00	381
HTD3280-8M-20	3280,00	410
HTD3400-8M-20	3400,00	425
HTD3600-8M-20	3600,00	450
HTD4400-8M-20	4400,00	550

Non exhaustive list.  
 Consult us for any other reference.

**Recommendations for ordering - please ask :**  
**MOQ : equivalent of 1 sleeve = width 440 mm**

Timing HTD288-8M-20  
 HTD = Tooth Type  
 288 = pitch length 288 mm  
 20 = belt width 20 mm



# RUBBER TIMING BELTS HTD TOOTH

## Features



**Tooth type** .....HTD 8M  
**Tooth Pitch**.....8 mm  
**Width**.....30,00 mm

### HTD 8M - 30

Part Number	Pitch Length mm	Number of Teeth
HTD288-8M-30	288,00	36
HTD328-8M-30	328,00	41
HTD376-8M-30	376,00	47
HTD416-8M-30	416,00	52
HTD424-8M-30	424,00	53
HTD480-8M-30	480,00	60
HTD512-8M-30	512,00	64
HTD520-8M-30	520,00	65
HTD560-8M-30	560,00	70
HTD576-8M-30	576,00	72
HTD600-8M-30	600,00	75
HTD624-8M-30	624,00	78
HTD632-8M-30	632,00	79
HTD640-8M-30	640,00	80
HTD656-8M-30	656,00	82
HTD680-8M-30	680,00	85
HTD712-8M-30	712,00	89
HTD720-8M-30	720,00	90
HTD760-8M-30	760,00	95
HTD776-8M-30	776,00	97
HTD800-8M-30	800,00	100
HTD824-8M-30	824,00	103
HTD840-8M-30	840,00	105
HTD848-8M-30	848,00	106
HTD856-8M-30	856,00	107
HTD880-8M-30	880,00	110
HTD896-8M-30	896,00	112
HTD920-8M-30	920,00	115
HTD936-8M-30	936,00	117
HTD960-8M-30	960,00	120
HTD976-8M-30	976,00	122
HTD1000-8M-30	1000,00	125
HTD1040-8M-30	1040,00	130
HTD1056-8M-30	1056,00	132
HTD1080-8M-30	1080,00	135
HTD1120-8M-30	1120,00	140
HTD1128-8M-30	1128,00	141
HTD1168-8M-30	1168,00	146

### HTD 8M - 30

Part Number	Pitch Length mm	Number of Teeth
HTD1184-8M-30	1184,00	148
HTD1200-8M-30	1200,00	150
HTD1248-8M-30	1248,00	156
HTD1256-8M-30	1256,00	157
HTD1264-8M-30	1264,00	158
HTD1280-8M-30	1280,00	160
HTD1304-8M-30	1304,00	163
HTD1320-8M-30	1320,00	165
HTD1328-8M-30	1328,00	166
HTD1344-8M-30	1344,00	168
HTD1360-8M-30	1360,00	170
HTD1392-8M-30	1392,00	174
HTD1400-8M-30	1400,00	175
HTD1424-8M-30	1424,00	178
HTD1440-8M-30	1440,00	180
HTD1480-8M-30	1480,00	185
HTD1520-8M-30	1520,00	190
HTD1552-8M-30	1552,00	194
HTD1600-8M-30	1600,00	200
HTD1680-8M-30	1680,00	210
HTD1696-8M-30	1696,00	212
HTD1728-8M-30	1728,00	216
HTD1760-8M-30	1760,00	220
HTD1800-8M-30	1800,00	225
HTD1896-8M-30	1896,00	237
HTD1904-8M-30	1904,00	238
HTD1936-8M-30	1936,00	242
HTD2000-8M-30	2000,00	250
HTD2080-8M-30	2080,00	260
HTD2104-8M-30	2104,00	263
HTD2240-8M-30	2240,00	280
HTD2400-8M-30	2400,00	300
HTD2504-8M-30	2504,00	313
HTD2600-8M-30	2600,00	325
HTD2800-8M-30	2800,00	350
HTD3048-8M-30	3048,00	381
HTD3280-8M-20	3280,00	410
HTD3400-8M-20	3400,00	425
HTD3600-8M-20	3600,00	450
HTD4400-8M-20	4400,00	550

Non exhaustive list.  
 Consult us for any other reference.

**Recommendations for ordering - please ask :**  
**MOQ : equivalent of 1 sleeve = width 440 mm**

Timing HTD288-8M-30  
 HTD = Tooth Type  
 288 = pitch length 288 mm  
 30 = belt width 30 mm



# RUBBER TIMING BELTS HTD TOOTH

## Features



**Tooth type** .....HTD 8M  
**Tooth Pitch**.....8 mm  
**Width**.....50,00 mm

### HTD 8M - 50

Part Number	Pitch Length mm	Number of Teeth
HTD288-8M-50	288,00	36
HTD328-8M-50	328,00	41
HTD376-8M-50	376,00	47
HTD416-8M-50	416,00	52
HTD424-8M-50	424,00	53
HTD480-8M-50	480,00	60
HTD512-8M-50	512,00	64
HTD520-8M-50	520,00	65
HTD560-8M-50	560,00	70
HTD576-8M-50	576,00	72
HTD600-8M-50	600,00	75
HTD624-8M-50	624,00	78
HTD632-8M-50	632,00	79
HTD640-8M-50	640,00	80
HTD656-8M-50	656,00	82
HTD680-8M-50	680,00	85
HTD712-8M-50	712,00	89
HTD720-8M-50	720,00	90
HTD760-8M-50	760,00	95
HTD776-8M-50	776,00	97
HTD800-8M-50	800,00	100
HTD824-8M-50	824,00	103
HTD840-8M-50	840,00	105
HTD848-8M-50	848,00	106
HTD856-8M-50	856,00	107
HTD880-8M-50	880,00	110
HTD896-8M-50	896,00	112
HTD920-8M-50	920,00	115
HTD936-8M-50	936,00	117
HTD960-8M-50	960,00	120
HTD976-8M-50	976,00	122
HTD1000-8M-50	1000,00	125
HTD1040-8M-50	1040,00	130
HTD1056-8M-50	1056,00	132
HTD1080-8M-50	1080,00	135
HTD1120-8M-50	1120,00	140
HTD1128-8M-50	1128,00	141
HTD1168-8M-50	1168,00	146

### HTD 8M - 50

Part Number	Pitch Length mm	Number of Teeth
HTD1184-8M-50	1184,00	148
HTD1200-8M-50	1200,00	150
HTD1248-8M-50	1248,00	156
HTD1256-8M-50	1256,00	157
HTD1264-8M-50	1264,00	158
HTD1280-8M-50	1280,00	160
HTD1304-8M-50	1304,00	163
HTD1320-8M-50	1320,00	165
HTD1328-8M-50	1328,00	166
HTD1344-8M-50	1344,00	168
HTD1360-8M-50	1360,00	170
HTD1392-8M-50	1392,00	174
HTD1400-8M-50	1400,00	175
HTD1424-8M-50	1424,00	178
HTD1440-8M-50	1440,00	180
HTD1480-8M-50	1480,00	185
HTD1520-8M-50	1520,00	190
HTD1552-8M-50	1552,00	194
HTD1600-8M-50	1600,00	200
HTD1680-8M-50	1680,00	210
HTD1696-8M-50	1696,00	212
HTD1728-8M-50	1728,00	216
HTD1760-8M-50	1760,00	220
HTD1800-8M-50	1800,00	225
HTD1896-8M-50	1896,00	237
HTD1904-8M-50	1904,00	238
HTD1936-8M-50	1936,00	242
HTD2000-8M-50	2000,00	250
HTD2080-8M-50	2080,00	260
HTD2104-8M-50	2104,00	263
HTD2240-8M-50	2240,00	280
HTD2400-8M-50	2400,00	300
HTD2504-8M-50	2504,00	313
HTD2600-8M-50	2600,00	325
HTD2800-8M-50	2800,00	350
HTD3048-8M-50	3048,00	381
HTD3280-8M-50	3280,00	410
HTD3400-8M-20	3400,00	425
HTD3600-8M-50	3600,00	450
HTD4400-8M-50	4400,00	550

Non exhaustive list.  
 Consult us for any other reference.

**Recommendations for ordering - please ask :**  
**MOQ : equivalent of 1 sleeve = width 440 mm**

Timing HTD288-8M-50  
 HTD = Tooth Type  
 288 = pitch length 288 mm  
 50 = belt width 50 mm



# RUBBER TIMING BELTS HTD TOOTH

## Features



**Tooth type** .....HTD 8M  
**Tooth Pitch**.....8 mm  
**Width**.....85,00 mm

### HTD 8M - 85

Part Number	Pitch Length mm	Number of Teeth
HTD288-8M-85	288,00	36
HTD328-8M-85	328,00	41
HTD376-8M-85	376,00	47
HTD416-8M-85	416,00	52
HTD424-8M-85	424,00	53
HTD480-8M-85	480,00	60
HTD512-8M-85	512,00	64
HTD520-8M-85	520,00	65
HTD560-8M-85	560,00	70
HTD576-8M-85	576,00	72
HTD600-8M-85	600,00	75
HTD624-8M-85	624,00	78
HTD632-8M-85	632,00	79
HTD640-8M-85	640,00	80
HTD656-8M-85	656,00	82
HTD680-8M-85	680,00	85
HTD712-8M-85	712,00	89
HTD720-8M-85	720,00	90
HTD760-8M-85	760,00	95
HTD776-8M-85	776,00	97
HTD800-8M-85	800,00	100
HTD824-8M-85	824,00	103
HTD840-8M-85	840,00	105
HTD848-8M-85	848,00	106
HTD856-8M-85	856,00	107
HTD880-8M-85	880,00	110
HTD896-8M-85	896,00	112
HTD920-8M-85	920,00	115
HTD936-8M-85	936,00	117
HTD960-8M-85	960,00	120
HTD976-8M-85	976,00	122
HTD1000-8M-85	1000,00	125
HTD1040-8M-85	1040,00	130
HTD1056-8M-85	1056,00	132
HTD1080-8M-85	1080,00	135
HTD1120-8M-85	1120,00	140
HTD1128-8M-85	1128,00	141
HTD1168-8M-85	1168,00	146

### HTD 8M - 85

Part Number	Pitch Length mm	Number of Teeth
HTD1184-8M-85	1184,00	148
HTD1200-8M-85	1200,00	150
HTD1248-8M-85	1248,00	156
HTD1256-8M-85	1256,00	157
HTD1264-8M-85	1264,00	158
HTD1280-8M-85	1280,00	160
HTD1304-8M-85	1304,00	163
HTD1320-8M-85	1320,00	165
HTD1328-8M-85	1328,00	166
HTD1344-8M-85	1344,00	168
HTD1360-8M-85	1360,00	170
HTD1392-8M-85	1392,00	174
HTD1400-8M-85	1400,00	175
HTD1424-8M-85	1424,00	178
HTD1440-8M-85	1440,00	180
HTD1480-8M-85	1480,00	185
HTD1520-8M-85	1520,00	190
HTD1552-8M-85	1552,00	194
HTD1600-8M-85	1600,00	200
HTD1680-8M-85	1680,00	210
HTD1696-8M-85	1696,00	212
HTD1728-8M-85	1728,00	216
HTD1760-8M-85	1760,00	220
HTD1800-8M-85	1800,00	225
HTD1896-8M-85	1896,00	237
HTD1904-8M-85	1904,00	238
HTD1936-8M-85	1936,00	242
HTD2000-8M-85	2000,00	250
HTD2080-8M-85	2080,00	260
HTD2104-8M-85	2104,00	263
HTD2240-8M-85	2240,00	280
HTD2400-8M-85	2400,00	300
HTD2504-8M-85	2504,00	313
HTD2600-8M-85	2600,00	325
HTD2800-8M-85	2800,00	350
HTD3048-8M-85	3048,00	381
HTD3280-8M-85	3280,00	410
HTD3400-8M-85	3400,00	425
HTD3600-8M-85	3600,00	450
HTD4400-8M-85	4400,00	550

Non exhaustive list.  
 Consult us for any other reference.

### Recommendations for ordering - please ask : MOQ : equivalent of 1 sleeve = width 440 mm

Timing HTD288-8M-85  
 HTD = Tooth Type  
 288 = pitch length 288 mm  
 85 = belt width 85 mm



# RUBBER TIMING BELTS HTD TOOTH

## Features



**Tooth type** .....HTD 14M

**Tooth Pitch**.....14 mm

**Width**.....40,00 mm

### HTD 14M - 40

Part Number	Pitch Length mm	Number of Teeth
HTD966-14M-40	966,00	69
HTD1092-14M-40	1092,00	78
HTD1190-14M-40	1190,00	85
HTD1344-14M-40	1344,00	96
HTD1400-14M-40	1400,00	100
HTD1456-14M-40	1456,00	104
HTD1512-14M-40	1512,00	108
HTD1610-14M-40	1610,00	115
HTD1778-14M-40	1778,00	127
HTD1890-14M-40	1890,00	135
HTD2100-14M-40	2100,00	150
HTD2310-14M-40	2310,00	165
HTD2450-14M-40	2450,00	175
HTD2590-14M-40	2590,00	185
HTD2800-14M-40	2800,00	200
HTD3150-14M-40	3150,00	225
HTD3360-14M-40	3360,00	240
HTD3500-14M-40	3500,00	250
HTD3850-14M-40	3850,00	275
HTD4326-14M-40	4326,00	309
HTD4578-14M-40	4578,00	327

Non exhaustive list.  
Consult us for any other reference.

**Recommendations for ordering - please ask :**  
**MOQ : equivalent of 1 sleeve = width 440 mm**

Timing HTD966-14M-40  
HTD = Tooth Type  
966 = pitch length 966 mm  
40 = belt width 40 mm





# RUBBER TIMING BELTS HTD TOOTH

## Features



**Tooth type** .....HTD 14M

**Tooth Pitch**.....14 mm

**Width**.....55,00 mm

### HTD 14M - 55

Part Number	Pitch Length mm	Number of Teeth
HTD966-14M-55	966,00	69
HTD1092-14M-55	1092,00	78
HTD1190-14M-55	1190,00	85
HTD1344-14M-55	1344,00	96
HTD1400-14M-55	1400,00	100
HTD1456-14M-55	1456,00	104
HTD1512-14M-55	1512,00	108
HTD1610-14M-55	1610,00	115
HTD1778-14M-55	1778,00	127
HTD1890-14M-55	1890,00	135
HTD2100-14M-55	2100,00	150
HTD2310-14M-55	2310,00	165
HTD2450-14M-55	2450,00	175
HTD2590-14M-55	2590,00	185
HTD2800-14M-55	2800,00	200
HTD3150-14M-55	3150,00	225
HTD3360-14M-55	3360,00	240
HTD3500-14M-55	3500,00	250
HTD3850-14M-55	3850,00	275
HTD4326-14M-55	4326,00	309
HTD4578-14M-55	4578,00	327

Non exhaustive list.  
Consult us for any other reference.

**Recommendations for ordering - please ask :**  
**MOQ : equivalent of 1 sleeve = width 440 mm**

Timing HTD966-14M-55  
HTD = Tooth Type  
966 = pitch length 966 mm  
55 = belt width 55 mm



# RUBBER TIMING BELTS HTD TOOTH

## Features



**Tooth type** .....HTD 14M

**Tooth Pitch**.....14 mm

**Width**.....85,00 mm

### HTD 14M - 85

Part Number	Pitch Length mm	Number of Teeth
HTD966-14M-85	966,00	69
HTD1092-14M-85	1092,00	78
HTD1190-14M-85	1190,00	85
HTD1344-14M-85	1344,00	96
HTD1400-14M-85	1400,00	100
HTD1456-14M-85	1456,00	104
HTD1512-14M-85	1512,00	108
HTD1610-14M-85	1610,00	115
HTD1778-14M-85	1778,00	127
HTD1890-14M-85	1890,00	135
HTD2100-14M-85	2100,00	150
HTD2310-14M-85	2310,00	165
HTD2450-14M-85	2450,00	175
HTD2590-14M-85	2590,00	185
HTD2800-14M-85	2800,00	200
HTD3150-14M-85	3150,00	225
HTD3360-14M-85	3360,00	240
HTD3500-14M-85	3500,00	250
HTD3850-14M-85	3850,00	275
HTD4326-14M-85	4326,00	309
HTD4578-14M-85	4578,00	327

Non exhaustive list.  
Consult us for any other reference.

### Recommendations for ordering - please ask : MOQ : equivalent of 1 sleeve = width 440 mm

Timing HTD966-14M-85  
HTD = Tooth Type  
966 = pitch length 966 mm  
85 = belt width 85 mm



# RUBBER TIMING BELTS HTD TOOTH

## Features



**Tooth type** .....HTD 14M  
**Tooth Pitch**.....14 mm  
**Width**.....115,00 mm

### HTD 14M - 115

Part Number	Pitch Length mm	Number of Teeth
HTD966-14M-115	966,00	69
HTD1092-14M-115	1092,00	78
HTD1190-14M-115	1190,00	85
HTD1344-14M-115	1344,00	96
HTD1400-14M-115	1400,00	100
HTD1456-14M-115	1456,00	104
HTD1512-14M-115	1512,00	108
HTD1610-14M-115	1610,00	115
HTD1778-14M-115	1778,00	127
HTD1890-14M-115	1890,00	135
HTD2100-14M-115	2100,00	150
HTD2310-14M-115	2310,00	165
HTD2450-14M-115	2450,00	175
HTD2590-14M-115	2590,00	185
HTD2800-14M-115	2800,00	200
HTD3150-14M-115	3150,00	225
HTD3360-14M-115	3360,00	240
HTD3500-14M-115	3500,00	250
HTD3850-14M-115	3850,00	275
HTD4326-14M-115	4326,00	309
HTD4578-14M-115	4578,00	327

Non exhaustive list.  
 Consult us for any other reference.

### Recommendations for ordering - please ask : MOQ : equivalent of 1 sleeve = width 440 mm

Timing HTD966-14M-115  
 HTD = Tooth Type  
 966 = pitch length 966 mm  
 115 = belt width 115 mm



# RUBBER TIMING BELTS HTD TOOTH

## Features



**Tooth type** .....HTD 14M  
**Tooth Pitch**.....14 mm  
**Width**.....170,00 mm

### HTD 14M - 170

Part Number	Pitch Length mm	Number of Teeth
HTD966-14M-170	966,00	69
HTD1092-14M-170	1092,00	78
HTD1190-14M-170	1190,00	85
HTD1344-14M-170	1344,00	96
HTD1400-14M-170	1400,00	100
HTD1456-14M-170	1456,00	104
HTD1512-14M-170	1512,00	108
HTD1610-14M-170	1610,00	115
HTD1778-14M-170	1778,00	127
HTD1890-14M-170	1890,00	135
HTD2100-14M-170	2100,00	150
HTD2310-14M-170	2310,00	165
HTD2450-14M-170	2450,00	175
HTD2590-14M-170	2590,00	185
HTD2800-14M-170	2800,00	200
HTD3150-14M-170	3150,00	225
HTD3360-14M-170	3360,00	240
HTD3500-14M-170	3500,00	250
HTD3850-14M-170	3850,00	275
HTD4326-14M-170	4326,00	309
HTD4578-14M-170	4578,00	327

Non exhaustive list.  
 Consult us for any other reference.

### Recommendations for ordering - please ask : MOQ : equivalent of 1 sleeve = width 440 mm

Timing HTD966-14M-170  
 HTD = Tooth Type  
 966 = pitch length 966 mm  
 170 = belt width 170 mm



# RUBBER TIMING BELTS STD TOOTH

## Features



**Tooth type** .....STD 8M  
**Tooth Pitch**.....8 mm  
**Width**.....20,00 mm

### STD 8M - 20

Part Number	Pitch Length mm	Number of Teeth
S8M-440-20	440,00	55
S8M-480-20	480,00	60
S8M-560-20	560,00	70
S8M-600-20	600,00	75
S8M-632-20	632,00	79
S8M-640-20	640,00	80
S8M-656-20	656,00	82
S8M-680-20	680,00	85
S8M-712-20	712,00	89
S8M-720-20	720,00	90
S8M-760-20	760,00	95
S8M-800-20	800,00	100
S8M-824-20	824,00	103
S8M-840-20	840,00	105
S8M-848-20	848,00	106
S8M-880-20	880,00	110
S8M-896-20	896,00	112
S8M-920-20	920,00	115
S8M-944-20	944,00	118
S8M-960-20	960,00	120
S8M-1000-20	1000,00	125
S8M-1032-20	1032,00	129
S8M-1040-20	1040,00	130
S8M-1056-20	1056,00	132
S8M-1064-20	1064,00	133
S8M-1096-20	1096,00	137
S8M-1104-20	1104,00	138
S8M-1120-20	1120,00	140
S8M-1152-20	1152,00	144
S8M-1160-20	1160,00	145
S8M-1168-20	1168,00	146
S8M-1184-20	1184,00	148
S8M-1192-20	1192,00	149
S8M-1200-20	1200,00	150
S8M-1216-20	1216,00	152
S8M-1224-20	1224,00	153
S8M-1240-20	1240,00	155
S8M-1248-20	1248,00	156

### STD 8M - 20

Part Number	Pitch Length mm	Number of Teeth
S8M-1256-20	1256,00	157
S8M-1280-20	1280,00	160
S8M-1304-20	1304,00	163
S8M-1312-20	1312,00	164
S8M-1328-20	1328,00	166
S8M-1344-20	1344,00	168
S8M-1360-20	1360,00	170
S8M-1400-20	1400,00	175
S8M-1440-20	1440,00	180
S8M-1600-20	1600,00	200
S8M-1760-20	1760,00	220
S8M-1800-20	1800,00	225
S8M-1904-20	1904,00	238
S8M-2000-20	2000,00	250
S8M-2160-20	2160,00	270
S8M-2240-20	2240,00	280
S8M-2400-20	2400,00	300
S8M-2600-20	2600,00	325
S8M-2800-20	2800,00	350
S8M-3200-20	3200,00	400

Non exhaustive list.  
 Consult us for any other reference.

**Recommendations for ordering - please ask :**  
**MOQ : equivalent of 1 sleeve = width 440 mm**

Timing S8M-440-20  
 S = Tooth Type STD  
 440 = pitch length 440 mm  
 20 = belt width 20 mm



# RUBBER TIMING BELTS STD TOOTH

## Features



**Tooth type** .....STD 8M  
**Tooth Pitch**.....8 mm  
**Width mm** .....30,00 mm

### STD 8M - 30

Part Number	Pitch Length mm	Number of Teeth
S8M-440-30	440,00	55
S8M-480-30	480,00	60
S8M-560-30	560,00	70
S8M-600-30	600,00	75
S8M-632-30	632,00	79
S8M-640-30	640,00	80
S8M-656-30	656,00	82
S8M-680-30	680,00	85
S8M-712-30	712,00	89
S8M-720-30	720,00	90
S8M-760-30	760,00	95
S8M-800-30	800,00	100
S8M-824-30	824,00	103
S8M-840-30	840,00	105
S8M-848-30	848,00	106
S8M-880-30	880,00	110
S8M-896-30	896,00	112
S8M-920-30	920,00	115
S8M-944-30	944,00	118
S8M-960-30	960,00	120
S8M-1000-30	1000,00	125
S8M-1032-30	1032,00	129
S8M-1040-30	1040,00	130
S8M-1056-30	1056,00	132
S8M-1064-30	1064,00	133
S8M-1096-30	1096,00	137
S8M-1104-30	1104,00	138
S8M-1120-30	1120,00	140
S8M-1152-30	1152,00	144
S8M-1160-30	1160,00	145
S8M-1168-30	1168,00	146
S8M-1184-30	1184,00	148
S8M-1192-30	1192,00	149
S8M-1200-30	1200,00	150
S8M-1216-30	1216,00	152
S8M-1224-30	1224,00	153
S8M-1240-30	1240,00	155
S8M-1248-30	1248,00	156

### STD 8M - 30

Part Number	Pitch Length mm	Number of Teeth
S8M-1256-30	1256,00	157
S8M-1280-30	1280,00	160
S8M-1304-30	1304,00	163
S8M-1312-30	1312,00	164
S8M-1328-30	1328,00	166
S8M-1344-30	1344,00	168
S8M-1360-30	1360,00	170
S8M-1400-30	1400,00	175
S8M-1440-30	1440,00	180
S8M-1600-30	1600,00	200
S8M-1760-30	1760,00	220
S8M-1800-30	1800,00	225
S8M-1904-30	1904,00	238
S8M-2000-30	2000,00	250
S8M-2160-30	2160,00	270
S8M-2240-30	2240,00	280
S8M-2400-30	2400,00	300
S8M-2600-30	2600,00	325
S8M-2800-30	2800,00	350
S8M-3200-30	3200,00	400

Non exhaustive list.  
 Consult us for any other reference.

**Recommendations for ordering - please ask :**  
**MOQ : equivalent of 1 sleeve = width 440 mm**

Timing S8M-440-30  
 S = Tooth Type STD  
 440 = pitch length 440 mm  
 30 = belt width 30 mm



# RUBBER TIMING BELTS STD TOOTH

## Features



**Tooth type** .....STD 8M  
**Tooth Pitch**.....8 mm  
**Width**.....50,00 mm

### STD 8M - 50

Part Number	Pitch Length mm	Number of Teeth
S8M-440-50	440,00	55
S8M-480-50	480,00	60
S8M-560-50	560,00	70
S8M-600-50	600,00	75
S8M-632-50	632,00	79
S8M-640-50	640,00	80
S8M-656-50	656,00	82
S8M-680-50	680,00	85
S8M-712-50	712,00	89
S8M-720-50	720,00	90
S8M-760-50	760,00	95
S8M-800-50	800,00	100
S8M-824-50	824,00	103
S8M-840-50	840,00	105
S8M-848-50	848,00	106
S8M-880-50	880,00	110
S8M-896-50	896,00	112
S8M-920-50	920,00	115
S8M-944-50	944,00	118
S8M-960-50	960,00	120
S8M-1000-50	1000,00	125
S8M-1032-50	1032,00	129
S8M-1040-50	1040,00	130
S8M-1056-50	1056,00	132
S8M-1064-50	1064,00	133
S8M-1096-50	1096,00	137
S8M-1104-50	1104,00	138
S8M-1120-50	1120,00	140
S8M-1152-50	1152,00	144
S8M-1160-50	1160,00	145
S8M-1168-50	1168,00	146
S8M-1184-50	1184,00	148
S8M-1192-50	1192,00	149
S8M-1200-50	1200,00	150
S8M-1216-50	1216,00	152
S8M-1224-50	1224,00	153
S8M-1240-50	1240,00	155
S8M-1248-50	1248,00	156

### STD 8M - 50

Part Number	Pitch Length mm	Number of Teeth
S8M-1256-50	1256,00	157
S8M-1280-50	1280,00	160
S8M-1304-50	1304,00	163
S8M-1312-50	1312,00	164
S8M-1328-50	1328,00	166
S8M-1344-50	1344,00	168
S8M-1360-50	1360,00	170
S8M-1400-50	1400,00	175
S8M-1440-50	1440,00	180
S8M-1600-50	1600,00	200
S8M-1760-50	1760,00	220
S8M-1800-50	1800,00	225
S8M1904-50	1904,00	238
S8M-2000-50	2000,00	250
S8M-2160-50	2160,00	270
S8M-2240-50	2240,00	280
S8M-2400-50	2400,00	300
S8M-2600-50	2600,00	325
S8M-2800-50	2800,00	350
S8M-3200-50	3200,00	400

Non exhaustive list.  
 Consult us for any other reference.

**Recommendations for ordering - please ask :**  
**MOQ : equivalent of 1 sleeve = width 440 mm**

Timing S8M-440-50  
 S = Tooth Type STD  
 440 = pitch length 440 mm  
 50 = belt width 50 mm



# RUBBER TIMING BELTS STD TOOTH

## Features



**Tooth type** .....STD 8M

**Tooth Pitch**.....8 mm

**Width**.....85,00 mm

### STD 8M - 85

Part Number	Pitch Length mm	Number of Teeth
S8M-440-85	440,00	55
S8M-480-85	480,00	60
S8M-560-85	560,00	70
S8M-600-85	600,00	75
S8M-632-85	632,00	79
S8M-640-85	640,00	80
S8M-656-85	656,00	82
S8M-680-85	680,00	85
S8M-712-85	712,00	89
S8M-720-85	720,00	90
S8M-760-85	760,00	95
S8M-800-85	800,00	100
S8M-824-85	824,00	103
S8M-840-85	840,00	105
S8M-848-85	848,00	106
S8M-880-85	880,00	110
S8M-896-85	896,00	112
S8M-920-85	920,00	115
S8M-944-85	944,00	118
S8M-960-85	960,00	120
S8M-1000-85	1000,00	125
S8M-1032-85	1032,00	129
S8M-1040-85	1040,00	130
S8M-1056-85	1056,00	132
S8M-1064-85	1064,00	133
S8M-1096-85	1096,00	137
S8M-1104-85	1104,00	138
S8M-1120-85	1120,00	140
S8M-1152-85	1152,00	144
S8M-1160-85	1160,00	145
S8M-1168-85	1168,00	146
S8M-1184-85	1184,00	148
S8M-1192-85	1192,00	149
S8M-1200-85	1200,00	150
S8M-1216-85	1216,00	152
S8M-1224-85	1224,00	153
S8M-1240-85	1240,00	155
S8M-1248-85	1248,00	156

### STD 8M - 85

Part Number	Pitch Length mm	Number of Teeth
S8M-1256-85	1256,00	157
S8M-1280-85	1280,00	160
S8M-1304-85	1304,00	163
S8M-1312-85	1312,00	164
S8M-1328-85	1328,00	166
S8M-1344-85	1344,00	168
S8M-1360-85	1360,00	170
S8M-1400-85	1400,00	175
S8M-1440-85	1440,00	180
S8M-1600-85	1600,00	200
S8M-1760-85	1760,00	220
S8M-1800-85	1800,00	225
S8M-1904-85	1904,00	238
S8M-2000-85	2000,00	250
S8M-2160-85	2160,00	270
S8M-2240-85	2240,00	280
S8M-2400-85	2400,00	300
S8M-2600-85	2600,00	325
S8M-2800-85	2800,00	350
S8M-3200-85	3200,00	400

Non exhaustive list.  
Consult us for any other reference.

**Recommendations for ordering - please ask :**  
**MOQ : equivalent of 1 sleeve = width 440 mm**

Timing S8M-440-85  
S = Tooth Type STD  
440 = pitch length 440 mm  
85 = belt width 85 mm





# RUBBER TIMING BELTS STD TOOTH

## Features



**Tooth type** .....STD 14M  
**Tooth Pitch**.....14 mm  
**Width**.....40,00 mm

### STD 14M - 40

Part Number	Pitch Length mm	Number of Teeth
S14M-1400-40	1400,00	100
S14M-1540-40	1540,00	110
S14M-1610-40	1610,00	115
S14M-1806-40	1806,00	129
S14M-2100-40	2100,00	150
S14M-2240-40	2240,00	160
S14M-2310-40	2310,00	165
S14M-2506-40	2506,00	179
S14M-2590-40	2590,00	185
S14M-2800-40	2800,00	200
S14M-3150-40	3150,00	225
S14M-3500-40	3500,00	250
S14M-3850-40	3850,00	275
S14M-4004-40	4004,00	286
S14M-4508-40	4508,00	322
S14M-5012-40	5012,00	358

Non exhaustive list.  
Consult us for any other reference.

**Recommendations for ordering - please ask :**  
**MOQ : equivalent of 1 sleeve = width 440 mm**

Timing S14M-1400-40  
 S = Tooth Type STD  
 1400 = pitch length 1400 mm  
 40 = belt width 40 mm



# RUBBER TIMING BELTS STD TOOTH

## Features



**Tooth type** .....STD 14M

**Tooth Pitch**.....14 mm

**Width**.....55,00 mm

### STD 14M - 55

Part Number	Pitch Length mm	Number of Teeth
S14M-1400-55	1400,00	100
S14M-1540-55	1540,00	110
S14M-1610-55	1610,00	115
S14M-1806-55	1806,00	129
S14M-2100-55	2100,00	150
S14M-2240-55	2240,00	160
S14M-2310-55	2310,00	165
S14M-2506-55	2506,00	179
S14M-2590-55	2590,00	185
S14M-2800-55	2800,00	200
S14M-3150-55	3150,00	225
S14M-3500-55	3500,00	250
S14M-3850-55	3850,00	275
S14M-4004-55	4004,00	286
S14M-4508-55	4508,00	322
S14M-5012-55	5012,00	358

Non exhaustive list.  
Consult us for any other reference.

**Recommendations for ordering - please ask :**  
**MOQ : equivalent of 1 sleeve = width 440 mm**

Timing S14M-1400-55  
S = Tooth Type STD  
1400 = pitch length 1400 mm  
55 = belt width 55 mm



# RUBBER TIMING BELTS STD TOOTH

## Features



**Tooth type** .....STD 14M

**Tooth Pitch**.....14 mm

**Width**.....85,00 mm

### STD 14M - 85

Part Number	Pitch Length mm	Number of Teeth
S14M-1400-85	1400,00	100
S14M-1540-85	1540,00	110
S14M-1610-85	1610,00	115
S14M-1806-85	1806,00	129
S14M-2100-85	2100,00	150
S14M-2240-85	2240,00	160
S14M-2310-85	2310,00	165
S14M-2506-85	2506,00	179
S14M-2590-85	2590,00	185
S14M-2800-85	2800,00	200
S14M-3150-85	3150,00	225
S14M-3500-85	3500,00	250
S14M-3850-85	3850,00	275
S14M-4004-85	4004,00	286
S14M-4508-85	4508,00	322
S14M-5012-85	5012,00	358

Non exhaustive list.  
Consult us for any other reference.

**Recommendations for ordering - please ask :**  
**MOQ : equivalent of 1 sleeve = width 440 mm**

Timing S14M-1400-85  
S = Tooth Type STD  
1400 = pitch length 1400 mm  
85 = belt width 85 mm



# RUBBER TIMING BELTS STD TOOTH

## Features



**Tooth type** .....STD 14M

**Tooth Pitch**.....14 mm

**Width**.....115,00 mm

### STD 14M - 115

Part Number	Pitch Length mm	Number of Teeth
S14M-1400-115	1400,00	100
S14M-1540-115	1540,00	110
S14M-1610-115	1610,00	115
S14M-1806-115	1806,00	129
S14M-2100-115	2100,00	150
S14M-2240-115	2240,00	160
S14M-2310-115	2310,00	165
S14M-2450-115	2450,00	175
S14M-2590-115	2590,00	185
S14M-2800-115	2800,00	200
S14M-3150-115	3150,00	225
S14M-3500-115	3500,00	250
S14M-3850-115	3850,00	275
S14M-4004-115	4004,00	286
S14M-4508-115	4508,00	322
S14M-5012-115	5012,00	358

Non exhaustive list.  
Consult us for any other reference.

**Recommendations for ordering - please ask :**  
**MOQ : equivalent of 1 sleeve = width 440 mm**

Timing S14M-1400-115

S = Tooth Type STD

1400 = pitch length 1400 mm

115 = belt width 115 mm



# RUBBER TIMING BELTS STD TOOTH

## Features



**Tooth type** .....STD 14M

**Tooth Pitch**.....14 mm

**Width**.....170,00 mm

### STD 14M - 170

Part Number	Pitch Length mm	Number of Teeth
S14M-1400-170	1400,00	100
S14M-1540-170	1540,00	110
S14M-1610-170	1610,00	115
S14M-1806-170	1806,00	129
S14M-2100-170	2100,00	150
S14M-2240-170	2240,00	160
S14M-2310-170	2310,00	165
S14M-2450-170	2450,00	175
S14M-2590-170	2590,00	185
S14M-2800-170	2800,00	200
S14M-3150-170	3150,00	225
S14M-3500-170	3500,00	250
S14M-3850-170	3850,00	275
S14M-4004-170	4004,00	286
S14M-4508-170	4508,00	322
S14M-5012-170	5012,00	358

Non exhaustive list.  
Consult us for any other reference.


**Recommendations for ordering - please ask :**  
**MOQ : equivalent of 1 sleeve = width 440 mm**

Timing S14M-1400-170  
S = Tooth Type STD  
1400 = pitch length 1400 mm  
170 = belt width 170 mm



# RUBBER DOUBLE SIDED TIMING BELTS

## Features



**Tooth type** .....D8M  
**Tooth Pitch**.....8 mm  
**Width**.....20,00 mm

D8M - 20		
Part Number	Pitch Length mm	Number of Teeth
2000D8M-20	2000,00	250
2080D8M-20	2080,00	260
2104D8M-20	2104,00	263
2240D8M-20	2240,00	280
2400D8M-20	2400,00	300
2504D8M-20	2504,00	313
2600D8M-20	2600,00	325
2800D8M-20	2800,00	350
3048D8M-20	3048,00	381
3280D8M-20	3280,00	410
3400D8M-20	3400,00	425
3600D8M-20	3600,00	450

D8M - 20		
Part Number	Pitch Length mm	Number of Teeth
920D8M-20	920,00	115
936D8M-20	936,00	117
960D8M-20	960,00	120
986D8M-20	976,00	122
1000D8M-20	1000,00	125
1040D8M-20	1040,00	130
1056D8M-20	1056,00	132
1080D8M-20	1080,00	135
1120D8M-20	1120,00	140
1128D8M-20	1128,00	141
1168D8M-20	1168,00	146
1184D8M-20	1184,00	148
1200D8M-20	1200,00	150
1248D8M-20	1248,00	156
1256D8M-20	1256,00	157
1264D8M-20	1264,00	158
1280D8M-20	1280,00	160
1304D8M-20	1304,00	163
1320D8M-20	1320,00	165
1328D8M-20	1328,00	166
1344D8M-20	1344,00	168
1360D8M-20	1360,00	170
1392D8M-20	1392,00	174
1400D8M-20	1400,00	175
1424D8M-20	1424,00	178
1440D8M-20	1440,00	180
1480D8M-20	1480,00	185
1520D8M-20	1520,00	190
1552D8M-20	1552,00	194
1600D8M-20	1600,00	200
1680D8M-20	1680,00	210
1696D8M-20	1696,00	212
1728D8M-20	1728,00	216
1760D8M-20	1760,00	220
1800D8M-20	1800,00	225
1896D8M-20	1896,00	237
1904D8M-20	1904,00	238
1936D8M-20	1936,00	242

Non exhaustive list.  
 Consult us for any other reference.


### Recommendations for ordering - please ask : MOQ : equivalent of 1 sleeve = width 440 mm

Timing 920D8M-20  
 920 = pitch length 920 mm  
 D8M = D (double sided) 8M  
 20 = belt width 20 mm



# RUBBER DOUBLE SIDED TIMING BELTS

## Features



**Tooth type** .....D8M  
**Tooth Pitch**.....8 mm  
**Width**.....30,00 mm

D8M - 30		
Part Number	Pitch Length mm	Number of Teeth
2000D8M-30	2000,00	250
2080D8M-30	2080,00	260
2104D8M-30	2104,00	263
2240D8M-30	2240,00	280
2400D8M-30	2400,00	300
2504D8M-30	2504,00	313
2600D8M-30	2600,00	325
2800D8M-30	2800,00	350
3048D8M-30	3048,00	381
3280D8M-30	3280,00	410
3400D8M-30	3400,00	425
3600D8M-30	3600,00	450

D8M - 30		
Part Number	Pitch Length mm	Number of Teeth
920D8M-30	920,00	115
936D8M-30	936,00	117
960D8M-30	960,00	120
986D8M-30	976,00	122
1000D8M-30	1000,00	125
1040D8M-30	1040,00	130
1056D8M-30	1056,00	132
1080D8M-30	1080,00	135
1120D8M-30	1120,00	140
1128D8M-30	1128,00	141
1168D8M-30	1168,00	146
1184D8M-30	1184,00	148
1200D8M-30	1200,00	150
1248D8M-30	1248,00	156
1256D8M-30	1256,00	157
1264D8M-30	1264,00	158
1280D8M-30	1280,00	160
1304D8M-30	1304,00	163
1320D8M-30	1320,00	165
1328D8M-30	1328,00	166
1344D8M-30	1344,00	168
1360D8M-30	1360,00	170
1392D8M-30	1392,00	174
1400D8M-30	1400,00	175
1424D8M-30	1424,00	178
1440D8M-30	1440,00	180
1480D8M-30	1480,00	185
1520D8M-30	1520,00	190
1552D8M-30	1552,00	194
1600D8M-30	1600,00	200
1680D8M-30	1680,00	210
1696D8M-30	1696,00	212
1728D8M-30	1728,00	216
1760D8M-30	1760,00	220
1800D8M-30	1800,00	225
1896D8M-30	1896,00	237
1904D8M-30	1904,00	238
1936D8M-30	1936,00	242

Non exhaustive list.  
 Consult us for any other reference.


### Recommendations for ordering - please ask : MOQ : equivalent of 1 sleeve = width 440 mm

Timing 920D8M-30  
 920 = pitch length 920 mm  
 D8M = D (double sided) 8M  
 30 = belt width 30 mm



# RUBBER DOUBLE SIDED TIMING BELTS

## Features



**Tooth type** .....D8M  
**Tooth Pitch**.....8 mm  
**Width**.....50,00 mm

D8M - 50		
Part Number	Pitch Length mm	Number of Teeth
2000D8M-50	2000,00	250
2080D8M-50	2080,00	260
2104D8M-50	2104,00	263
2240D8M-50	2240,00	280
2400D8M-50	2400,00	300
2504D8M-50	2504,00	313
2600D8M-50	2600,00	325
2800D8M-50	2800,00	350
3048D8M-50	3048,00	381
3280D8M-50	3280,00	410
3400D8M-50	3400,00	425
3600D8M-50	3600,00	450

D8M - 50		
Part Number	Pitch Length mm	Number of Teeth
920D8M-50	920,00	115
936D8M-50	936,00	117
960D8M-50	960,00	120
986D8M-50	976,00	122
1000D8M-50	1000,00	125
1040D8M-50	1040,00	130
1056D8M-50	1056,00	132
1080D8M-50	1080,00	135
1120D8M-50	1120,00	140
1128D8M-50	1128,00	141
1168D8M-50	1168,00	146
1184D8M-50	1184,00	148
1200D8M-50	1200,00	150
1248D8M-50	1248,00	156
1256D8M-50	1256,00	157
1264D8M-50	1264,00	158
1280D8M-50	1280,00	160
1304D8M-50	1304,00	163
1320D8M-50	1320,00	165
1328D8M-50	1328,00	166
1344D8M-50	1344,00	168
1360D8M-50	1360,00	170
1392D8M-50	1392,00	174
1400D8M-50	1400,00	175
1424D8M-50	1424,00	178
1440D8M-50	1440,00	180
1480D8M-50	1480,00	185
1520D8M-50	1520,00	190
1552D8M-50	1552,00	194
1600D8M-50	1600,00	200
1680D8M-50	1680,00	210
1696D8M-50	1696,00	212
1728D8M-50	1728,00	216
1760D8M-50	1760,00	220
1800D8M-50	1800,00	225
1896D8M-50	1896,00	237
1904D8M-50	1904,00	238
1936D8M-50	1936,00	242

Non exhaustive list.  
 Consult us for any other reference.

### Recommendations for ordering - please ask : MOQ : equivalent of 1 sleeve = width 440 mm

Timing 920D8M-50  
 920 = pitch length 920 mm  
 D8M = D (double sided) 8M  
 50 = belt width 50 mm





# RUBBER DOUBLE SIDED TIMING BELTS

## Features



**Tooth type** .....D8M-85  
**Tooth Pitch**.....8 mm  
**Width**.....85,00 mm

D8M - 85		
Part Number	Pitch Length mm	Number of Teeth
2000D8M-85	2000,00	250
2080D8M-85	2080,00	260
2104D8M-85	2104,00	263
2240D8M-85	2240,00	280
2400D8M-85	2400,00	300
2504D8M-85	2504,00	313
2600D8M-85	2600,00	325
2800D8M-85	2800,00	350
3048D8M-85	3048,00	381
3280D8M-85	3280,00	410
3400D8M-85	3400,00	425
3600D8M-85	3600,00	450

D8M - 85		
Part Number	Pitch Length mm	Number of Teeth
920D8M-85	920,00	115
936D8M-85	936,00	117
960D8M-85	960,00	120
986D8M-85	976,00	122
1000D8M-85	1000,00	125
1040D8M-85	1040,00	130
1056D8M-85	1056,00	132
1080D8M-85	1080,00	135
1120D8M-85	1120,00	140
1128D8M-85	1128,00	141
1168D8M-85	1168,00	146
1184D8M-85	1184,00	148
1200D8M-85	1200,00	150
1248D8M-85	1248,00	156
1256D8M-85	1256,00	157
1264D8M-85	1264,00	158
1280D8M-85	1280,00	160
1304D8M-85	1304,00	163
1320D8M-85	1320,00	165
1328D8M-85	1328,00	166
1344D8M-85	1344,00	168
1360D8M-85	1360,00	170
1392D8M-85	1392,00	174
1400D8M-85	1400,00	175
1424D8M-85	1424,00	178
1440D8M-85	1440,00	180
1480D8M-85	1480,00	185
1520D8M-85	1520,00	190
1552D8M-85	1552,00	194
1600D8M-85	1600,00	200
1680D8M-85	1680,00	210
1696D8M-85	1696,00	212
1728D8M-85	1728,00	216
1760D8M-85	1760,00	220
1800D8M-85	1800,00	225
1896D8M-85	1896,00	237
1904D8M-85	1904,00	238
1936D8M-85	1936,00	242

Non exhaustive list.  
 Consult us for any other reference.

### Recommendations for ordering - please ask : MOQ : equivalent of 1 sleeve = width 440 mm

Timing 920D8M-85  
 920 = pitch length 920 mm  
 D8M = D (double sided) 8M  
 85 = belt width 85 mm



# RUBBER DOUBLE SIDED TIMING BELTS

## Features



**Tooth type** .....DL 050  
**Tooth Pitch**.....9,525mm  
**Width**.....12,70 mm

DL 050		
Part Number	Pitch Length mm	Number of Teeth
300DL-050	762,00	80
304DL-050	772,16	81
315DL-050	800,10	84
320DL-050	812,80	85
322DL-050	817,88	86
345DL-050	876,30	92
367DL-050	932,18	98
390DL-050	990,60	104
420DL-050	1066,80	112
450DL-050	1143,00	120
480DL-050	1219,20	128
510DL-050	1295,40	136
540DL-050	1371,60	144
600DL-050	1524,00	160
630DL-050	1600,20	168
660DL-050	1676,40	176
697DL-050	1770,38	186
728DL-050	1849,12	194

Non exhaustive list.  
Consult us for any other reference.

**Recommendations for ordering - please ask :**  
**MOQ : equivalent of 1 sleeve = width 450 mm**

Timing 300DL-050  
 300 = pitch length (30,00 inch x 25,4 = 762 mm)  
 DL = D (double sided) L  
 050 = belt width (0,50 x 25,4 = 12,70 mm)



# RUBBER DOUBLE SIDED TIMING BELTS

## Features



**Tooth type** .....DL 075  
**Tooth Pitch**.....9,525mm  
**Width**.....19,05 mm

DL 075		
Part Number	Pitch Length mm	Number of Teeth
300DL-075	762,00	80
304DL-075	772,16	81
315DL-075	800,10	84
320DL-075	812,80	85
322DL-075	817,88	86
345DL-075	876,30	92
367DL-075	932,18	98
390DL-075	990,60	104
420DL-075	1067	112
450DL-075	1143,00	120
480DL-075	1219,20	128
510DL-075	1295,40	136
540DL-075	1371,60	144
600DL-075	1524,00	160
630DL-075	1600,20	168
660DL-075	1676,40	176
697DL-075	1770,38	186
728DL-075	1849,12	194

Non exhaustive list.  
Consult us for any other reference.

**Recommendations for ordering - please ask :**  
**MOQ : equivalent of 1 sleeve = width 450 mm**

Timing 300DL-075  
 300 = pitch length (30,00 inch x 25,4 = 762 mm)  
 DL = D (double sided) L  
 075 = belt width (0,75 x 25,4 = 19,05 mm)



# RUBBER DOUBLE SIDED TIMING BELTS

## Features



**Tooth type .....DL 100**  
**Tooth Pitch.....9,525mm**  
**Width.....25,40 mm**

DL 100		
Part Number	Pitch Length mm	Number of Teeth
300DL-100	762,00	80
304DL-100	772,16	81
315DL-100	800,10	84
320DL-100	812,80	85
322DL-100	817,88	86
345DL-100	876,30	92
367DL-100	932,18	98
390DL-100	990,60	104
420DL-100	1066,80	112
450DL-100	1143,00	120
480DL-100	1219,20	128
510DL-100	1295,40	136
540DL-100	1371,60	144
600DL-100	1524,00	160
630DL-100	1600,20	168
660DL-100	1676,40	176
697DL-100	1770,38	186
728DL-100	1849,12	194

Non exhaustive list.  
Consult us for any other reference.

**Recommendations for ordering - please ask :**  
**MOQ : equivalent of 1 sleeve = width 450 mm**

Timing 300DL-100  
 300 = pitch length (30,00 inch x 25,4 = 762 mm)  
 DL = D (double sided) L  
 100 = belt width (1,00 x 25,4 = 25,40 mm)



# RUBBER DOUBLE SIDED TIMING BELTS

## Features



**Tooth type** .....DH 075  
**Tooth Pitch**.....12,70 mm  
**Width**.....19,05 mm

DH 075		
Part Number	Pitch Length mm	Number of Teeth
300DH-075	762,00	60
330DH-075	838,20	66
345DH-075	876,30	69
360DH-075	914,40	72
390DH-075	990,60	78
420DH-075	1066,80	84
450DH-075	1143,00	90
480DH-075	1219,20	96
510DH-075	1295,40	102
540DH-075	1371,60	108
570DH-075	1447,80	114
600DH-075	1524,00	120
630DH-075	1600,20	126
660DH-075	1676,40	132
700DH-075	1778,00	140
750DH-075	1905,00	150
800DH-075	2032,00	160
850DH-075	2159,00	170
900DH-075	2286,00	180
1000DH-075	2540,00	200
1100DH-075	2794,00	220
1250DH-075	3175,00	250
1400DH-075	3556,00	280
1700DH-075	4318,00	340

Non exhaustive list.  
 Consult us for any other reference.

**Recommendations for ordering - please ask :**  
**MOQ : equivalent of 1 sleeve = width 450 mm**

Timing 300DH-075  
 300 = pitch length (30,00 inch x 25,4 = 762 mm)  
 DH = D (double sided) H  
 075 = belt width (0,75 x 25,4 = 19,05 mm)



# RUBBER DOUBLE SIDED TIMING BELTS

## Features



**Tooth type** .....DH 100  
**Tooth Pitch**.....12,70 mm  
**Width**.....25,40 mm

DH 100		
Part Number	Pitch Length mm	Number of Teeth
300DH-100	762,00	60
330DH-100	838,20	66
345DH-100	876,30	69
360DH-100	914,40	72
390DH-100	990,60	78
420DH-100	1066,80	84
450DH-100	1143,00	90
480DH-100	1219,20	96
510DH-100	1295,40	102
540DH-100	1371,60	108
570DH-100	1447,80	114
600DH-100	1524,00	120
630DH-100	1600,20	126
660DH-100	1676,40	132
700DH-100	1778,00	140
750DH-100	1905,00	150
800DH-100	2032,00	160
850DH-100	2159,00	170
900DH-100	2286,00	180
1000DH-100	2540,00	200
1100DH-100	2794,00	220
1250DH-100	3175,00	250
1400DH-100	3556,00	280
1700DH-100	4318,00	340

Non exhaustive list.  
Consult us for any other reference.

**Recommendations for ordering - please ask :**  
**MOQ : equivalent of 1 sleeve = width 450 mm**

Timing 300DH-100  
 300 = pitch length (30,00 inch x 25,4 = 762 mm)  
 DH = D (double sided) H  
 100 = belt width (1,00 x 25,4 = 25,40 mm)



# RUBBER DOUBLE SIDED TIMING BELTS

## Features



**Tooth type** .....DH 150  
**Tooth Pitch**.....12,70 mm  
**Width**.....38,10 mm

DH 150		
Part Number	Pitch Length mm	Number of Teeth
300DH-150	762,00	60
330DH-150	838,20	66
345DH-150	876,30	69
360DH-150	914,40	72
390DH-150	990,60	78
420DH-150	1066,80	84
450DH-150	1143,00	90
480DH-150	1219,20	96
510DH-150	1295,40	102
540DH-150	1371,60	108
570DH-150	1447,80	114
600DH-150	1524,00	120
630DH-150	1600,20	126
660DH-150	1676,40	132
700DH-150	1778,00	140
750DH-150	1905,00	150
800DH-150	2032,00	160
850DH-150	2159,00	170
900DH-150	2286,00	180
1000DH-150	2540,00	200
1100DH-150	2794,00	220
1250DH-150	3175,00	250
1400DH-150	3556,00	280
1700DH-150	4318,00	340

Non exhaustive list.  
 Consult us for any other reference.

**Recommendations for ordering - please ask :**  
**MOQ : equivalent of 1 sleeve = width 450 mm**

Timing 300DH-150  
 300 = pitch length (30,00 inch x 25,4 = 762 mm)  
 DH = D (double sided) H  
 150 = belt width (1,50 x 25,4 = 38,10 mm)



# RUBBER DOUBLE SIDED TIMING BELTS

## Features



**Tooth type** .....DH 200  
**Tooth Pitch**.....12,70 mm  
**Width**.....50,80 mm

DH 200		
Part Number	Pitch Length mm	Number of Teeth
300DH-200	762,00	60
330DH-200	838,20	66
345DH-200	876,30	69
360DH-200	914,40	72
390DH-200	990,60	78
420DH-200	1066,80	84
450DH-200	1143,00	90
480DH-200	1219,20	96
510DH-200	1295,40	102
540DH-200	1371,60	108
570DH-200	1447,80	114
600DH-200	1524,00	120
630DH-200	1600,20	126
660DH-200	1676,40	132
700DH-200	1778,00	140
750DH-200	1905,00	150
800DH-200	2032,00	160
850DH-200	2159,00	170
900DH-200	2286,00	180
1000DH-200	2540,00	200
1100DH-200	2794,00	220
1250DH-200	3175,00	250
1400DH-200	3556,00	280
1700DH-200	4318,00	340

Non exhaustive list.  
 Consult us for any other reference.

**Recommendations for ordering - please ask :**  
**MOQ : equivalent of 1 sleeve = width 450 mm**

Timing 300DH-200  
 300 = pitch length (30,00 inch x 25,4 = 762 mm)  
 DH = D (double sided) H  
 200 = belt width (2,00 x 25,4 = 50,80 mm)





# RUBBER DOUBLE SIDED TIMING BELTS

## Features



**Tooth type** .....DH 300  
**Tooth Pitch**.....12,70 mm  
**Width**.....76,20 mm

DH 300		
Part Number	Pitch Length mm	Number of Teeth
300DH-300	762,00	60
330DH-300	838,20	66
345DH-300	876,30	69
360DH-300	914,40	72
390DH-300	990,60	78
420DH-300	1066,80	84
450DH-300	1143,00	90
480DH-300	1219,20	96
510DH-300	1295,40	102
540DH-300	1371,60	108
570DH-300	1447,80	114
600DH-300	1524,00	120
630DH-300	1600,20	126
660DH-300	1676,40	132
700DH-300	1778,00	140
750DH-300	1905,00	150
800DH-300	2032,00	160
850DH-300	2159,00	170
900DH-300	2286,00	180
1000DH-300	2540,00	200
1100DH-300	2794,00	220
1250DH-300	3175,00	250
1400DH-300	3556,00	280
1700DH-300	4318,00	340

Non exhaustive list.  
 Consult us for any other reference.

**Recommendations for ordering - please ask :**  
**MOQ : equivalent of 1 sleeve = width 450 mm**

Timing 300DH-300  
 300 = pitch length (30,00 inch x 25,4 = 762 mm)  
 DH = D (double sided) H  
 300 = belt width (3,00 x 25,4 = 76,20 mm)



HUTCHINSON BELT DRIVE SYSTEMS

Rue des Martyrs – BP 423  
37304 – Joué-les-Tours Cedex  
FRANCE

Tél.: +33 (0)2 47 48 39 99  
Fax: +33 (0)2 47 48 38 34  
[belt.drives@hutchinson.fr](mailto:belt.drives@hutchinson.fr)